


Beltservice

C O R P O R A T I O N

**Conveyor Belting &
Fabrication Specialists**




"Service is part of our name!"





Award winning leadership in the belting industry for more than 35 years.



You can be assured your calls will be answered quickly and courteously.



Light duty belting is fabricated in this bright, clean environment.



Our Beltwall Division is the largest manufacturer of corrugated sidewall belting in North America.




Power Turn Belting Department, St. Louis, Missouri.



Beltservice provides modern office and plant facilities for its employees.



Main Bay, Slitting Department, St. Louis, Missouri.



Special fabrications are our specialty at Beltservice.



Cleaning Department, St. Louis, Missouri.



Beltservice continuously stocks more than 325 of the most popular flat belt specifications in its 288,000 square foot St. Louis facility.

TABLE OF CONTENTS

Abbreviation Key 1, 16
 Agricultural Belting 2, 3, 31
 Air Permeable Fabrics 2, 3, 5, 29, 42
 Belt Accessories 35
 Blast Cleaning Tumbling Belts 2, 3, 31
 Belt Applications 39
 Belt Selection 37
 Beltwall Corrugated Sidewall Belt... 2, 3, 32-34
 Chemical Resistance Chart 50
 Chevron Cleated Belting - Custom 23
 Chevron Cleated Belting - Stock Items 22
 Compound Properties 50
 Conveyor Terms and Definitions 38
 Custom Cut Parts 2, 3, 30
 Delivery 3
 Direct Shipments 3
 Elevator Belting 14
 Elevator Belt Selection Chart 14, 37

Fabrications
 Cleats 24
 Splicing, Mechanical Fasteners 14, 25, 35
 Flanges, V-Guides, Edge Finishes 26
 Hole Punching, Notching, Grooving,
 Grinding 27
 Urethane Cleats/Specialties 2, 3, 7, 28, 30
 Feeder Belts 2, 3, 31
 Filtration Belts 2, 3, 31
 Food Handling Belting 4-6, 15-20, 42, 48
 Heavy Duty Rubber Belting 11-13, 46
 Incline Belts 9-11, 48
 Light Duty Conveyor Belts 6-7, 15-21, 42, 44
 Magnetic Separator Belts 31
 Metric Conversions 41
 Monofilament/Thermoplastic Belts .. 2, 3, 15-21, 48
 Nylon Core and Woven Nylon Belting ... 21, 50
 Ordering A Belt 14, 18, 20, 34, 36
 Package Handling Belts 8, 9, 44

Power Transmission Belts 8, 21, 50
 Power Turn Belts 2, 3, 19-20, 48
 Priority Delivery Service 3
 Pulley Diameter Chart (Minimums for
 Cleats/Guides) 36
 PVC Belting 6, 13-14, 42, 46
 Recommendations - A Note of Caution 3
 Skirtboard Rubber 13, 46
 Solid Woven PVC Belting 13-14, 46
 Specialty Belts 28-31, 48
 Specification Tables 42-51
 Tracking and Training a Belt 51
 Trouble Shooting 51
 Urethane Products 2, 3, 7, 9, 28-30, 32
 Urethane Segmented V-Guides 29
 Useful Information 40
 Warranty 2
 White PVC Food Belt 6, 42
 Why Buy from Beltservice? 2

ABBREVIATION KEY

AS = Antistatic
B = Bare
C = Cover
COS = Cover One Side
C-P = Cotton/Polyester Blend
CR = Cross Rigid
FBS = Friction Both Sides
FI = Fabric Impression
FS = Friction Surface

HD = Heavy Duty
MOR = Moderate Oil Resistant
MSHA = Mine Safety Health Admin.
MSK = Mini Skim
PIW = (Per Inch Width) area 1 inch
 wide x 1 foot long
RC = Release Cover
SB = Slider Bed
SC = Static Conductive

SOR = Super Oil Resistant
WPHP = Woven Polyester High
 Permeability
WPLP = Woven Polyester Low
 Permeability
WPMP = Woven Polyester Medium
 Permeability
For additional abbreviations, see page 16.
10 = Refers to the catalog item number of the belt specification.

BELTSERVICE CORPORATION OFFERS THE DISTRIBUTOR/OEM 3 BASIC SERVICES:

1. Beltservice is a wholesaler of a broad variety of the most popular conveyor belting specifications. We solicit only distributors and O.E.M.s for resale, offering competitive price levels with immediate shipment from stock, small order or large.

2. Beltservice is a manufacturer of specialty fabrications, cleated belting and all the standard and custom belting items.

3. Beltservice is a supplier having the ability to furnish any belting construction and any brand name or equal thereof, whether or not in our inventory, at competitive price levels with excellent availability.

BELTSERVICE LOCATIONS

Home Office
 4143 Rider Trail North
 Earth City (St. Louis), MO 63045
 Tel: (314) 344-8500
 FAX: (314) 344-8511
 Toll Free: (800) 727-2358

Website: www.beltservice.com • E-Mail: sales@beltservice.com
 See also inside back cover for more information about Beltservice online.

Portland Branch
 13327 N. Woodrush Way
 Portland, OR 97203
 Tel: (503) 286-9965
 FAX: (503) 285-5380
 Toll Free: (800) 347-9251

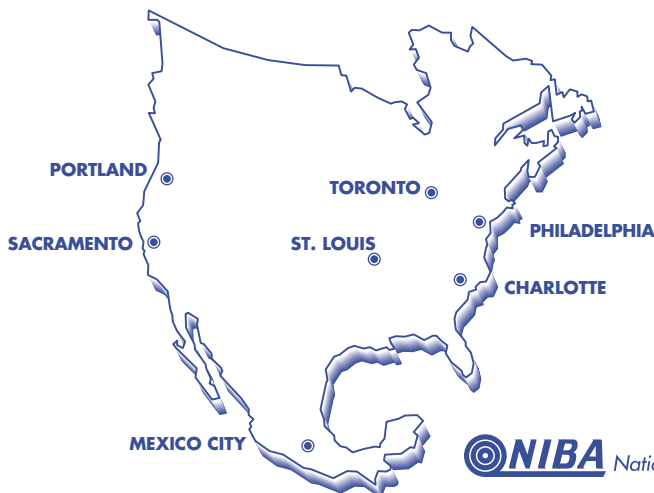
Philadelphia Branch
 3360 Marshall Lane
 Bensalem, PA 19020
 Tel: (215) 638-2666
 FAX: (215) 638-7167
 Toll Free: (800) 777-1314

Sacramento Branch
 1424 W. North Market Blvd., #10
 Sacramento, CA 95834
 Tel: (916) 419-7191
 FAX: (916) 419-0173
 Toll Free: (800) 289-2358

Charlotte Branch
 9540 Julian Clark Avenue
 Huntersville, NC 28078
 Tel: (704) 949-2100
 FAX: (704) 949-2104
 Toll Free: (800) 849-2358

Beltservice de Mexico
 Gustavo Baz 305
 Colonia La Loma
 Tlalnepantla, Edo. De Mexico 54060
 Tel: (5) 5362-0434
 FAX: (5) 5362-0261

Beltservice Canada Co.
 2333 Millrace Court, Unit 5
 Mississauga, ON L5N1W2
 Tel: (905) 565-9217
 FAX: (905) 565-9224
 Toll Free: (877) 210-7423



THIS IS BELTSERVICE CORPORATION

Applications – We assist any customer requesting the best recommendation for his/her specific application.

Construction – All rubber fabrications (molding) in this catalog are performed by hot vulcanizing methods (except where cold-cure chemical bonding may eliminate the need for special tooling).

Deliveries – Cut lengths are usually shipped within 24 hours after the order is received. Fabricated items require a varying number of days depending on the type of fabrication. Call for current delivery schedules.

Marketing Policy – Beltservice sells only to distributors who buy belting for resale, and to original equipment manufacturers who place our belts on their equipment which they in turn sell. We do not solicit nor accept business from end user accounts.

Objective – To furnish the distributor/OEM the full range of belting products and services at a competitive price with excellent delivery — large order or small.

Inventory – Wide variety of specifications stocked in depth to handle any size order for any type of application.

Quality – Quality comes from experience and employing people who care. Beltservice is dedicated to total quality.

Research & Development – We’re constantly seeking new and better ways to produce our products. A full-time research and development staff assures that you are getting the best belting products available.

Specialists – Belting is our only business. Complete design services for special fabrications are available for the asking.

WHY DISTRIBUTORS/OEMs BUY FROM BELTSERVICE

ADVANTAGES..... WHICH MEAN

- Fastest Service Available** **Your customer is happy and will reorder from you.**
- Widest Variety Of Belting Products Available From One Source** **No need to deal with 10 different sources.**
- Competent Inside And Field Salespeople Who Try Their Best To Help You**..... **Getting what you need quickly and accurately.**
- Simplified Catalog Presentation** **Easy to understand, price, and order.**
- Flexible Assistance** **When situations require tailoring, we’ll work with you.**
- Convenient Geographic Locations** **Faster service, lower freight and telephone costs.**
- Uniform Quality** **Trouble-free business between you and your customer.**
- Competitive Pricing** **Low cost, high value; enables you to get the orders.**
- We’ll Make Recommendations** **So you’ll get the proper belt for the application.**
- Search Capabilities** **If we don’t have it, we’ll find it.**
- We Support Distributors** **Unlike many of our competitors, we do not solicit end users. That is our distributors’ job.**

LIMITED WARRANTY AND LIMITATION OF LIABILITY

Manufacturer warrants for a period of one (1) year after the date of delivery that products manufactured by it will be free from defects (within normal industry allowances) of material and workmanship when properly installed and used for the purpose for which they were sold by Manufacturer and operated under normal service conditions. Normal wear and deterioration are excluded from this limited warranty. Manufacturer does not warrant products which have been subject to misuse, negligence, carelessness, accident, overloading, improper maintenance, service adjustments, improper actions by someone other than Manufacturer, alterations, modifications or replacements. This warranty does not apply to normal maintenance, service adjustments or replacements. No modification to this warranty shall be made upon our receipt or acknowledgement of a purchase order containing additional or different terms. THE WARRANTIES STATED HEREIN AND IN OUR INVOICE STANDARD TERMS OF SALE ARE EXCLUSIVE AND IN LIEU OF ANY OTHER WARRANTIES OR CONDITIONS WHETHER ORAL, WRITTEN, IMPLIED, EXPRESSED, STATUTORY, OR ARISING BY LAW OR CUSTOM, INCLUDING, BUT NOT LIMITED TO, ANY IMPLIED

WARRANTIES OF MERCHANTABILITY OR FITNESS FOR A PARTICULAR PURPOSE.

Manufacturer’s liability for products is limited to, at Manufacturer’s option, either (i) the repair or replacement without charge of defective products or any parts found by us to be defective during the warranty period or (ii) a refund of an equitable portion of the net purchase price of products found to be defective during the warranty period. The products must be returned to Manufacturer, transportation charges prepaid and accompanied by a claim in writing. MANUFACTURER’S LIABILITY WHETHER IN CONTRACT, IN TORT, UNDER ANY WARRANTY, IN NEGLIGENCE OR OTHERWISE, SHALL NOT EXCEED THE RETURN OF THE AMOUNT OF THE NET PURCHASE PRICE PAID BY A BUYER AND UNDER NO CIRCUMSTANCES SHALL MANUFACTURER BE LIABLE FOR DAMAGES RELATING TO SUPPLY, PAY FOR LABOR, DOWNTIME OR FOR SPECIAL, INDIRECT, CONSEQUENTIAL, EXEMPLARY OR PUNITIVE DAMAGES. THE PRICE STATED FOR THE PRODUCTS IS A CONSIDERATION IN LIMITING MANUFACTURER’S LIABILITY.

HOT TRUCK DELIVERY FOR BREAKDOWNS

When delivery is critical, when breakdowns occur, when it's imperative that belting be on site by X hour on Y date, we offer the following service.

Beltservice has made arrangements with a local trucking contractor to deliver any truck shipment anywhere in the US, non-stop, straight-through

PRIORITY DELIVERY SERVICE

Beltservice offers a delivery response service to those distributors whose customers are broken down or need a belt quickly. This applies only to fabricated belts, not cut lengths or rolls, which are shipped as wanted without premium.

For a premium charge, Beltservice will break schedule on all other orders, placing the "Priority" order next in line to be fabricated. At the time a

DIRECT SHIPMENTS

In an effort to "make it easy," Beltservice encourages the distributor to let us ship the ordered material directly to your customer.

By doing so, you will: 1. avoid inbound freight; 2. avoid handling and processing; and 3. avoid the probability of error and time lost to multiple handling and shipping.

RECOMMENDATIONS - A NOTE OF CAUTION

On a day-to-day basis Beltservice is asked to make belt recommendations for a multitude of belting applications. This we are happy to do as one of our many services. Our recommendations are made based on the information furnished by you, which is often sketchy and incomplete. In many cases, memories and guesses are relied upon. The recommendations we

delivery, direct to destination. The cost is determined by the destination and the equipment required.

Don't forget air freight, Federal Express, Express Mail, UPS and regular truck service as frequently used alternatives.

Priority is placed, you will receive a *firm* promised shipping date which you can count on.

The premium, purposefully substantial, is generally a small price to pay when mechanical breakdowns may be costing hundreds or even thousands of dollars per day of lost production. Also, the premium maintains fairness to those orders in house first.

We use a special form for direct third-party shipments consisting of a packing slip and bill of lading, both of which read *from you, to your customer*. *Our name does not appear*. Or, we'll be glad to use your printed labels and bills of lading.

give are based on our years of experience in the belting industry. They are **not** a guarantee of successful operation. **Only** in the event we totally engineer the system with on-site inspection for total verification can we issue a guarantee, which must be in writing.

BELTSERVICE MARKETING GROUPS

Beltservice has divided its marketing efforts into ten groups of belting specialties. Each group is staffed by knowledgeable, experienced sales people who are familiar with the unique demands of their specialty belting. By utilizing this marketing approach, Beltservice assures you will get the expert recommendations and guidance you need to secure orders.

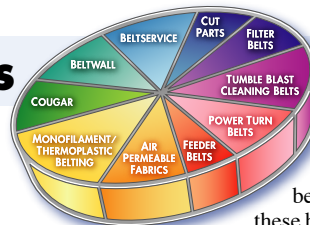
BELTSERVICE Our mainline belting marketing group. The majority of our belting sales fall under this group. Beltservice belts encompass most of our inventory of flat and fabricated belting. This marketing group specializes in light-duty and heavy-duty conveyor belting, elevator belts, and transmission belting. Fabricated belting includes all types of splicing, cleating, chevron cleats, and other specialties.

BELTWALL North America's leader in corrugated sidewall belting. Beltwall specializes in belting designed for high-incline conveying, including 90°. Beltwall's salesmen are the most knowledgeable in the business. Pages 32-34 explain the Beltwall concept in more detail.

COUGAR AGRICULTURAL BELTING Cougar belts are designed for tough agricultural applications, especially replacement belting for various makes of round hay balers. Cougar also supplies belts for tub grinders, bale throwers, hammer mills, windrower drapers, tubeveyors, etc. Mechanical fasteners, installation equipment and other accessories are stocked. See page 31 for more details.

MONOFILAMENT/THERMOPLASTIC Special light-duty belting for a variety of specialized applications. Beltservice offers expert assistance in European-style belting. Thermoplastic belting includes monofilament belts which offer cross rigidity along with a high degree of flexibility. This product line is featured on pages 15-21.

AIR PERMEABLE FABRICS Specially engineered fabrics designed to meet the specific airflow requirements of air gravity pneumatic conveyors. Beltservice offers a variety of needled and woven materials including polyester, cotton, and Kevlar for almost any application. These fabrics, used in open and closed type air gravity conveyors, are used to "fluidize" dry, dense powders for easier conveying. Pages 5 and 29 give more information about air permeable fabrics.



FEEDER BELTS This marketing entity supplies a wide variety of flanged belts for weigh-feeder applications. Many of these belts are used as coal feeder belts for power

plants, and many others are used in co-generation plants, cement manufacturing, etc. Our feeder belt salesmen are especially sensitive to the special needs of these demanding applications. See page 31 for additional information about feeder belts.

POWER TURN BELTS Quality replacement power turn belts are fabricated to your customers' exact specifications with guidance systems installed. Belts for 45°, 90°, and 180° applications are made that include either chain, guide rope, guide wheel, or bearing guide systems attached and ready for service. Our specialists can help you with standard power turn belts as well as belts for spiral lifts of 15° to 720°. See our power turn belts and faxable worksheet on pages 19 and 20.

TUMBLE BLAST CLEANING BELTS Blastbelts operate in some of the harshest environments faced by rubber belting. Cast metal parts, often having sharp jagged edges, are tumbled by the belt and blasted with abrasive media. The abrasive media drain through thousands of small holes in the belt for recycling back to the blast wheel. Blast belt applications include: foundries, heat treating operations, tool manufacturing, etc. More about blast belts can be found on page 31.

FILTER BELTS These specialized belts, also known as carrier belts, are used on horizontal belt filter presses, which separate solid material from a slurry by using a vacuum. Beltservice has the experience and expertise to identify and manufacture these belts to fit the exact specifications for every application. Specially designed flanged filter belts and wear filter belts are also available. Page 31 has more about filter belts.

CUT PARTS Custom cut parts can be fabricated from any material in Beltservice's large inventory. High volume runs, short volume runs, even prototypes can be made quickly and easily without expensive tooling or set-up fees. Examples of parts made from a variety of materials include: seals, bumpers, gaskets, washers, shims, liners, pads, spacers, dampeners, and curtains. See page 30 for details.


NOTE: Beltservice now offers Customized Sales Presentations covering all products and services. For details, call **1-800-727-2358**

FOOD HANDLING

15 oz. White Nitrile COS

General-purpose food handling; assembly line and packaging belts; greaseproof; can be hot water and steam cleaned; resistant to food acids, fats and alkalis. Nitrile compound is also known as Buna-N and Hycar. Easy-to-clean, smooth 3/64" cover. FDA approved. Construction features tightly woven blend of cotton and polyester plies impregnated and covered with nitrile.


- 1** 2 Ply 15 oz. White Nitrile COS
- 2** 3 Ply 15 oz. White Nitrile COS
- 3** 4 Ply 15 oz. White Nitrile COS
- 4** 5 Ply 15 oz. White Nitrile COS



Poly White Nitrile COS

Very popular, high value, most generally used food belt available. High-strength polyester carcass has great dimensional stability for less stretch and better tracking. Mildew, rot, and deterioration resistant. Thin and flexible for small pulleys. Can be hot water and steam cleaned. FDA accepted.


- 5** 2 Ply Poly 60 White Nitrile COS
- 6** 3 Ply Poly 90 White Nitrile COS



Poly White Nitrile Heavy COS (RFL)

Thicker, stronger version of the Poly White Nitrile Series; features heavier, stronger polyester fabric RFL treated for greater adhesion under rugged conditions; also heavier skim coats between plies and a superior wear-resistant nitrile cover; usual advantages of 100% polyester carcass. Can be hot water and steam cleaned. FDA approved.


- 7** 2 Ply Poly 90 White Nitrile COS
- 8** 3 Ply Poly 135 White Nitrile COS



Poly White Nitrile 1/32" x 1/32"

Same basic construction as No. 8, but with a full bottom cover. This bottom cover provides extra wear resistance on roller conveyors. Both covers are easily cleaned. **Not for use on slider beds!** FDA approved.

- 8a** 3 Ply Poly 135 White Nitrile 1/32" x 1/32"



Poly White RMV COS

Super oil resistant RMV cover provides excellent animal and vegetable oil resistance at an economical price. Covers offer excellent resistance to staining. Belt features a durable 100% polyester carcass. Cleats can be welded to the belt surface. FDA approved.


- 8b** 2 Ply Poly 100 White RMV COS
- 8c** 3 Ply Poly 150 White RMV COS



Poly White Butyl COS

A specification designed for extreme temperature applications from -65° to 300°F. Recommended for high-heat uses such as heat sealing machines and heat (shrink) tunnels; also cold rooms and freezers. Allow 1% shrinkage in belt length when operated at temperatures over 275°F. Belt is FDA approved.


- 9** 3 Ply Poly 90 White Butyl COS



Poly White Teflon COS

Excellent for wet, sticky materials and operations involving gluing, coating, spreading; best release characteristics. The slippery top surface is created by the thin teflon film. Carcass is strong and flexible. FDA approved.

- 10** 3 Ply Poly 90 White Teflon COS
- 10a** 5 Ply CN40 White Teflon COS



BELT SAMPLES ARE AVAILABLE! CALL FOR DETAILS.


FOOD HANDLING/AIR PERMEABLE FABRICS

Poly White Nitrile Pebbletop

The “ripple top” covers feature a textured pattern (known as Tyler Wire Impression) that is capable of high traction on moderate inclines. Suitable for conveying produce, bakery goods, packages and small parts. Oil and grease resistant, non marking. FDA approved for packaged product only.

11 2 Ply Poly 60 White Nitrile Pebbletop



12 3 Ply Poly 90 White Nitrile Pebbletop



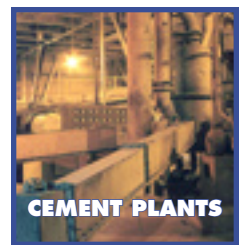
Poly White Nitrile Meatcleat

This ribbed mini-cleated belt is ideal for incline conveying in packing and food processing plants. The belt is fully approved by FDA and MID. All surface planes are smooth and easily cleaned. Inverted V-shaped cleats are 1/8” high and are spaced straight across on 1” centers.

13 3 Ply Poly 135 White Nitrile Meatcleat



Air Permeable Fabrics
(Pages 5 and 29)




White Solid Woven

Still popular conveyor belting, particularly in the food and baking industries. Economical answer to many light and medium conveying needs, especially slider bed applications. The belt is firmly woven; non-rubberized. Number of stripes usually indicates number of plies. Also can be used as an air-permeable fabric designed for pneumatic conveyors.

16-2 2 Ply Solid Woven Cotton

16-3 3 Ply Solid Woven Cotton

16-4 4 Ply Solid Woven Cotton




Air Permeable Needled Polyester

Designed specifically for air gravity conveyors. Used to fluidize dry bulk powders such as: cement, barite, silica, alumina, etc. Provides several advantages over woven air permeable fabrics. This material does not require stretching prior to installation and will not unravel when cut or punched. Found in air gravity conveyors in silos, rail cars, barges, ships, and tank trailers.

16a Polyveyor® .5 CFM Rated (#1950)

16b Polyveyor® 1.5 CFM Rated (#1951)




Air Permeable Solid Woven Polyester

These fabrics are used in pneumatic conveyors to transport fluidized dry bulk powders such as cement, barite, silica, alumina, and chemical or plastic resins. Like needled polyester fabrics, solid woven polyester fabrics are also used for air gravity conveyors, silos, rail cars, barges, ships, and tank trailers that are designed for the storage and transport of dry bulk powders.

16c WPLP (Woven Polyester Low Permeability) Solid Woven Polyester

16d WPMP (Woven Polyester Medium Permeability) Solid Woven Polyester


16e WPHP (Woven Polyester High Permeability) Solid Woven Polyester



High Temperature Needled Polyester

For use in air gravity conveyors where temperatures exceed the maximum allowable with polyester fabrics. An economical alternative to ceramic or stainless steel media below 500°F (600°F intermittent).

16f Polyveyor/Kevlar



BELT SAMPLES ARE AVAILABLE! CALL FOR DETAILS.

FOOD HANDLING/LIGHT DUTY BELTING



Food Handling Belts

(See pages 4 through 6 and 15-20)




Poly Green and Tan Nitrile COS

Green and tan belts are popular on inspection lines because they are less tiresome on the inspectors' eyes. Also, tan is commonly used in fruit and vegetable processing because of its greater resistance to staining. All three belts feature strong, all-polyester carcasses. FDA accepted.

14 3 Ply 90 Green Nitrile COS

15a 3 Ply 135 Tan Nitrile COS

15b 7 Ply 210 Tan Nitrile COS



PVC - White C x C

Ideal belts for conveying or elevating flour, sugar, or other bulk food materials requiring FDA white belting. Low stretch, high bolt-holding ability. SOR compound is not affected by grain oils.

17 PVC - 450 White C x C

18 PVC - 200 White C x C




PVC - White C x FS

This PVC belt offers the highest service yield and is the best value for most food processing uses. It features a smooth, easy-clean cover of PVC compounds. FDA accepted.

20 PVC - 120 White C x FS


21 PVC - 90 White C x FS



PVC - 100 White Roughtop x FS

This rough-textured non-skid surface enables packages, boxes, cases and other products to be conveyed on incline or decline. Best resistance to oils, greases, water, chemicals, abuse and stretch. FDA accepted.

22 PVC - 100 White Roughtop x FS



PVC - 100 White Chevron Top II x FS

The herringbone pattern of alternating rows of solid PVC chevrons forms a cover highly capable of moving bulk, free-flowing materials such as grains, food stuffs, feeds, and fertilizers up steep inclines. Made of PVC with friction surface, this belt is resistant to mineral oil. FDA accepted.


23 PVC - 100 White Chevron Top II x FS



PVC - 120 White Chevron Top II x FS

Scoop crescent shape is ideal for incline conveying, as well as creating a multitude of tiny "buckets" for moving wet materials. The versatile pattern can also be reversed to drain a product while conveying on the incline. Unique pattern is self cleaning, and since the crescents overlap, there is constant contact with return rolls, virtually eliminating bumping and thumping. FDA accepted.

23a PVC - 120 White Crescent Top x FS



BELT SAMPLES ARE AVAILABLE! CALL FOR DETAILS.

LIGHT DUTY/URETHANE BELTING

Brown Nitrile FBS

Features a tightly woven blend of cotton and polyester plies impregnated with nitrile, producing a belt suitable for light and medium-weight conveying for a multitude of applications. Particularly popular for oily conditions, especially the conveying of metal parts; also as carrying tapes for folding machines. Commonly used for power transmission belting in the heavier weights for conditions involving oil and heat. Economical. Very flexible.

24 3 Ply Brown Nitrile FBS

25 5 Ply Brown Nitrile FBS

26 7 Ply Brown Nitrile FBS

26a 9 Ply Brown Nitrile FBS




Poly Black Heavy-Duty Nitrile FBS

These belts are recommended for handling metal stampings, automotive parts, sheet steel, and any application requiring very high oil resistance. Features rugged, high-strength polyester carcass; is suitable for medium-capacity transmission belt where oil, grease or chemicals are present. Flexible, yet will withstand cutting, gouging, and abrasion.

27 4 Ply Poly 180 Black HD Nitrile FBS

28 5 Ply Poly 225 Black HD Nitrile FBS




4 Ply* Poly Black Neoprene FBS-SC

Static conductive properties allow this belt to be used in electronic parts conveying and for other products sensitive to static discharge.

* 5 and 6 Ply are available. Minimum quantities apply.

27a 4 Ply Poly 180 Black Neoprene FBS-SC




Black Nitrile COS

An all-purpose conveyor belt with smooth nitrile top cover for assembly line, packaging and a wide variety of industrial uses. Flexible, yet strong, the 3 ply features a heavier carcass for added stretch resistance. 2 ply is 15 oz. cotton-polyester blend. Both have superior oil, grease, and animal fat resistance, and good heat capability.

29 2 Ply 15 oz. C-P Black Nitrile COS


30 3 Ply Poly 135 Black Nitrile COS



Poly Black Checkout Belt

Designed for checkout counters for best appearance and maximum serviceability. Strong yet flexible; cover is nick-resistant; low friction bottom; very economical for light industrial uses.

31 2 Ply Poly 60 Black Checkout Belt



4 Ply Tan Sliptop

The hard-woven, abrasive-resistant bare nylon top surface is virtually frictionless and therefore ideal for "stall" operations or accumulating applications where the product must stop while the belt continues to move. Commonly used with automatic packaging machinery, and with gates or diverter arms.


32 4 Ply Tan Sliptop



Urethane #1200

This lightweight, economical urethane belt is an excellent value for applications requiring high resistance to cutting, gouging, tearing and high abrasion. In addition, both the cover and interwoven polyester carcass are resistant to most oils, greases, and chemicals. Will substantially outwear rubber-covered belt. FDA accepted.

33 Urethane #1200




BELT SAMPLES ARE AVAILABLE! CALL FOR DETAILS.

TRANSMISSION/PACKAGE HANDLING FOR SLIDER BEDS

Flat Leather Transmission Belting

Leather is preferred for many applications because of its combined characteristics of high tensile strength, high coefficient of friction and great flexibility. Leather is very durable and usually outlasts plied rubber belting. Available in many thicknesses and also in a chrome tanning process for oily conditions.


- 36** Single Leather
- 37** Double Leather



Rubber Transmission - FS x FS

Commonly known as friction surface and/or transmission belting, this belt has long been a standard for a wide variety of conveyor applications for both slider bed and roller applications. Construction is cotton/polyester fabric plies bonded with resilient rubber compounding. Either side to pulley, vulcanized endless or metal laced. For applications where rubber covers are not necessary or desirable.


- 38** 3 Ply 28 oz. Black FS x FS
- 39** 3 Ply CN40 Tan (32 oz.) FS x FS
- 40** 4 Ply CN40 Tan (32 oz.) FS x FS
- 41** 5 Ply CN40 Tan (32 oz.) FS x FS



35 oz. Hard Silver Duck Transmission Elevator FS x FS

Constructed of rugged silver hard duck fabric plies with heavy skim coats between and friction surface both sides. These belts are formulated for severe conditions and rugged service. Excellent fastener-holding ability. Can be spliced endless or metal laced. Very good for elevator applications.

- 42** 4 Ply 35 oz. Tan FS x FS Hard Silver Duck
- 43** 5 Ply 35 oz. Tan FS x FS Hard Silver Duck
- 44** 6 Ply 35 oz. Tan FS x FS Hard Silver Duck
- 45** 8 Ply 35 oz. Tan FS x FS Hard Silver Duck




3 Ply Hot Stock and Water*

Bare duck surface down for lowest possible friction for slider bed use, and up for deflector bar applications; ideal as slip-top belt for "stall" operations. Its true use is for conveying uncured rubber in tire plants.

* B x B is also available.


- 46** 3 Ply Hot Stock and Water*



3 & 4 Ply Silicone-Covered Hot Stock and Water

Specially designed for applications requiring release of wet, sticky, or warm products like uncured rubber and PVC. These belts are used primarily in the tire and rubber industry. Coatings available in different colors and thicknesses. Other base belts available, priced on application.

- 46a** 3 Ply Red Silicone-Covered HSW
- 46b** 4 Ply Red Silicone-Covered HSW
- 46c** 3 Ply CN40 HSW with 1/32" White Smooth Silicone x FS



4 Ply Hot Stock and Water

Bare duck surface down for lowest possible friction for slider bed use, and up for deflector bar applications; ideal as slip-top belt for "stall" operations. As a "hot stock and water" belt, it is used for conveying uncured rubber in tire plants. Construction is 1 ply of bare hard silver duck and the other three of 28 oz. cotton.


- 47** 4 Ply Hot Stock and Water



28 oz. 1/16" x FS - Smooth

Popular general-purpose utility belt featuring tough rubber top cover and friction surface bottom for slider bed use. Heavy duck plies give belt good rigidity and body. Commonly used in the lumber industry. Is often used as 4" wide belts on V-guided APC conveyors.

- 48** 3 Ply 28 oz. Black 1/16" x FS



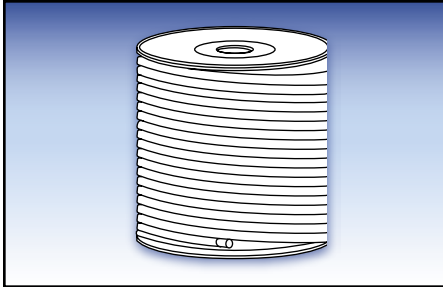
BELT SAMPLES ARE AVAILABLE! CALL FOR DETAILS.

PACKAGE HANDLING / INCLINE BELTING

Round Leather Belting

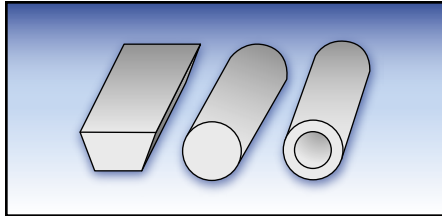
The leather for round leather belting is selected for maximum strength and processed to give long life with minimum stretch. Popular for sewing machine drives.

Offered in oak tanned and extra quality hair-on.



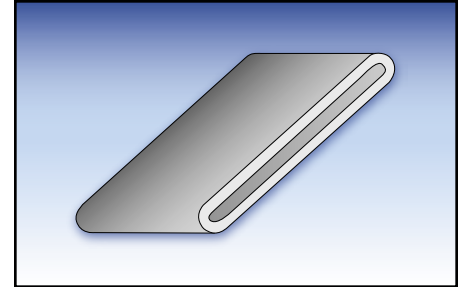
Extruded Plastic and Urethane Belting

Belting material is ideal for replacement of V-belts, round belts and cable belts for complex motion systems involving multidirectional belting. It outwears leather and rubber in most applications and resists deterioration from moisture, sunlight, oils, greases, solvents and most chemicals over long periods of time. Easy to make any belt length you need.



High Speed Lapless Belts


These belts feature a woven endless (no lap) synthetic carcass with oil-resistant neoprene impregnation. Suitable for very high speeds on small pulleys with minimum vibration. Very economical belt.



28 oz. 1/16" x FS - Pebbletop

This belt features the same rugged construction as No. 48, but has a "pebbletop" rippled textured pattern for increased traction. No. 49 is a popular replacement belt for 4 inch wide V-guided APC conveyors.


49 3 Ply 28 oz. Black 1/16" Pebbletop x FS



1/8" Urethane Cover x FS

This premium belt features a cast polyurethane cover 1/8" thick. Recommended where highly abrasive cutting action would destroy a rubber-covered belt in short order. Particularly suitable for wear pads, cutting blocks, stamping operations, die cutting, roof tile manufacturing, and belt sanding units. Excellent for sharp steel parts and scrap. Available in various colors for special orders.

50 3 Ply Hot Stock and Water Black 1/8" Urethane x FS




2 Ply Bare Bottom

All three belts feature a high-strength 2 ply polyester carcass. No. 51 is ideal for applications requiring a low coefficient of friction on both the top and bottom. No. 52 is an economical general purpose package handling belt. It is also used in agriculture. No. 53 is for heavier applications needing a tough cover with a low-friction bottom. Moderately oil resistant for processing wood chips, paper, and scrap. *220# is also available.

51 2 Ply 220 Tan Bare x Bare

52 2 Ply 150 Black 1/32" x Bare


53 2 Ply 160* Black 1/8" x Bare MOR



4 Ply 180 Black 3/32" Smooth Nitrile Top x Bare

Standard smooth top belt used for the wood sander and metal finishing industries. Abuse-resistant top cover makes this belt ideal for oily cut and gouge applications. *See page 21 for additional specialty surface finishing belts Nos. 135, 136, and 137.

53a 4 Ply 180 Black 3/32" Smooth Nitrile Top x Bare*




2 Ply Black, Tan, and Gray Roughtop

Construction is two plies of high-strength, all-synthetic fabrics. Very flexible, yet stretch and moisture resistant. Tan and gray roughtop are non marking.

54 2 Ply 150 Black Roughtop x Bare

55 2 Ply 150 Tan Roughtop x Bare

55a 2 ply 2100 Gray Roughtop x Bare



BELT SAMPLES ARE AVAILABLE! CALL FOR DETAILS.


INCLINE BELTING

28 oz. Black Roughtop

Long popular standard in the industry. Often used as pulley lagging. The 28 oz. plies give a hefty appearance and cushioning effect.

56 3 Ply 28 oz. Black Roughtop x FS

57 4 Ply 28 oz. Black Roughtop x FS



Tan Rubber and Pure Gum Roughtop

Tan color is non-marking. The genuine gum is soft durometer for highest grab, steepest inclines and long wear where required. The tan rubber is more economical, yet highly serviceable. Three and four ply bare bottom construction is popular for sanding machinery applications.


58 3 Ply CN40 Tan Rubber Roughtop x FS

59 3 Ply CN40 Tan Genuine Pure Gum Roughtop x FS

59a 2 Ply 160 Tan Pure Gum Roughtop x Bare

59b 3 Ply 180 Tan Pure Gum Roughtop x Bare


59c 4 Ply 240 Tan Pure Gum Roughtop x Bare



Poly Brown Nitrile Roughtop

Nitrile construction resists oil, heat, grease, and chemical exposure. Our specification is made of 135 lb.-rated all polyester for high strength and stretch resistance, yet is very flexible for small pulleys.

60 3 Ply Poly 135 Brown Nitrile Roughtop x FS




3 Ply Tan and Blue Carbox Nitrile Roughtop

Carbox nitrile roughtop yields vastly longer service life than rubber roughtop. It is ideal where regular roughtop surfaces wear down quickly and must be replaced. No. 61 features a strong all-polyester carcass, while No. 61a is a cotton/nylon construction. Popular for handling cardboard cartons.

61 3 Ply Poly 135 Tan Carbox Nitrile Roughtop x FS


61a 3 Ply CN40 Blue Carbox Nitrile Roughtop x FS



3 Ply Black V-Ridge

Cross corrugated peaks are equivalent to small cleats; will convey on high inclines. M-shaped ridges are soft, yet durable, and will self clean as they go around pulleys. Frequently used to convey cardboard cartons.


62 3 Ply CN40 Black V-Ridge x FS



3 Ply Black Duralift

Long wearing, solid inverted V-shaped ridges prevent back sliding on high inclines. Self-cleaning belt is popular as case conveyor belt in the bottling industry.

63 3 Ply CN40 Black Duralift x FS



3 Ply Black and Tan Gum Steepgrade

Features soft, oval-shaped nubs for gripping packages and products for very steep inclines. The molded projections prevent slip-back, providing a cushioning, pocketing effect for all sizes and shapes of boxes. No. 65 Tan Genuine Pure Gum is softer durometer for the highest inclines. Both are good for slider bed applications.

64 3 Ply CN40 Black Steepgrade x FS

65 3 Ply CN40 Tan Genuine Pure Gum Steepgrade x FS




BELT SAMPLES ARE AVAILABLE! CALL FOR DETAILS.

INCLINE/BLACK HEAVY DUTY BELTING

3 Ply Black Ribflex

Top surface features soft flexible parallel ribs enabling it to convey on the steepest inclines. Maintains full incline ability throughout life of the belt.

66 3 Ply CN40 Black Ribflex x FS




Black and Tan Wedgegrip

Belts are constructed of plies of high-strength flexible synthetic carcass and feature a diamond-top surface molded in a diagonal rib design with an unusually high coefficient of friction; for conveying packaged and bagged goods up the very steepest of inclines. Tan Wedgegrip is non-marking. 3 ply No. 67b is used for sanding applications. *See additional specialty surface finishing belts 53a, 135, 136, and 137.

67 2 Ply 150 Black Wedgegrip x Bare

67a 2 Ply 150 Tan Wedgegrip x Bare

67b 3 Ply 225 Tan Wedgegrip x Bare*




PVC Roughtops

Uni-ply construction and PVC vinyl compounds result to combine all the best properties for high-traction incline conveying and best resistance to oils, greases, industrial chemicals, abuse, and stretch. The green Supergrip has a softer durometer for the highest grab and steepest inclines.

68/86 PVC - 120 Black Roughtop x FS

69/87 PVC - 120 Green Supergrip Roughtop x FS




PVC Black Crescent Top

Aggressive scoop pattern for high incline conveying. Crescent pattern creates hundreds of tiny "buckets" capable of conveying liquids along with solids. Conversely, the belt can be run in the opposite direction, and the upside-down crescents convey solids while draining off liquids. Belt operates smoothly and quietly on the return. Good tubeveyor belt.

69a PVC - 120 Black Crescent Top x FS


69b PVC - 200 Black Crescent Top x FS




PVC - 100 Black Chevron Top

The herringbone pattern of alternating rows of solid PVC chevrons forms a cover highly capable of moving bulk, free-flowing materials such as grains, food stuffs, feeds, and fertilizers up steep inclines. Ideal for tubeveyors. See also solid woven PVC belting section on pages 13 and 14.

88 PVC - 100 Black Chevron Top II x FS



This group of belts is designed and compounded to provide the longest service life for the most commonly found bulk haulage operating environments.



2 Ply Standard Black Heavy Duty - High Abrasion Resistant

"Standard" is compounded to provide excellent abrasion resistance and flex life and is the best buy for the majority of conveyor belt applications. Its high-tension synthetic fabrics result in minimum stretch, full resistance to mildew and rot, greatest fastener holding ability and impact resistance and highest adhesion between plies and covers.

52 2 Ply 150 Black 1/32" x Bare

70 2 Ply 150 1/32" x 1/32"



70a 2 Ply 150 1/16" x 1/32"

71 2 Ply 150 1/8" x 1/32"

72 2 Ply 150 1/8" x 1/16"

73 2 Ply 220 1/8" x 1/16"

75 2 Ply 220 3/16" x 1/16"




BLACK HEAVY DUTY BELTING

3 Ply Standard Black Heavy Duty - High Abrasion Resistant

These belts feature the same compounds and fabric as the 2 ply belts above, but offer an additional ply to provide extra strength and impact resistance. No. 80b is used primarily on high-tension conveyors and elevators with long centers or in abusive situations.


- 77** 3 Ply 330 3/16" x 1/16"
- 77c** 3 Ply 330 1/16" x Bare
- 77d** 3 Ply 330 3/16" x Bare
- 78** 3 Ply 330 1/4" x 1/16"
- 80b** 3 Ply 660 1/4" x 1/16"



4 Ply Standard Black Heavy Duty - High Abrasion Resistant

Same fabric and compounds as 2 and 3 ply heavy duty belts, shown on page 11, but 4 ply construction offers high strength and impact resistance. Used often on high tension conveyors with long centers, or in applications involving abusive conditions.

- 80** 4 Ply 440 1/4" x 1/16"
- 80a** 4 Ply 440 3/8" x 3/32"




2 and 3 Ply Moderate Oil Resistant

Combines excellent abrasion resistance and long flex life with moderate oil resisting properties. Ideal belt for conveying oily grains and wood chips.

* 220# is also available for No. 53.


- 53** 2 Ply 160* Black 1/8" x Bare MOR
- 74** 2 Ply 220 1/8" x 1/16" MOR-SC
- 75a** 3 Ply 225 1/8" x Bare MOR
- 75b** 2 Ply 220 3/16" x 1/16" MOR-SC
- 77a** 3 Ply 330 3/16" x 1/16" MOR-SC
- 77b** 3 Ply 330 3/32" x Bare MOR



2 Ply MSHA-SBR

Designed for mining applications where fire resistance is required. Meets the requirements of power plants where oil resistance is not required. Carries the MSHA designation for flame resistance.


- 74c** 2 Ply 220 5/32" x 3/32" MSHA-SBR



2 and 3 Ply MSHA Oil Resistant-Static Conductive

Specially compounded for the oily effects of grain, this belt is also static conductive. Carries the MSHA designation #28 for flame resistance. Designed for grain conveyors and elevators where static charges must be held to a minimum. SOR compound, resistant to vegetable oil sprays, is available in Nos. 74b, 76 and 80c. * In stock but not shown in Beltservice's full line sample catalog.


- 74a** 2 Ply 220 1/8" x 1/16" MSHA/SC/MOR
- 74b** 2 Ply 220 1/16" x 1/16" MSHA/SC/SOR*
- 76** 3 Ply 330 3/64" x 3/64" MSHA/SC/SOR
- 80c** 3 Ply 600 1/16" x 1/16" MSHA/SC/SOR



Super Oil Resistant - (Hot Asphalt)

"Super Oil Resistant" is specially compounded for applications requiring moderate to very high oil resistance such as hot asphalt, foundries, oily grains, machine oils, and oil treated coal. These belts have the same high-quality fabric characteristics as "Standard."


- 81** 2 Ply 220 3/16" x 1/16" Hot Asphalt SOR
- 81a** 3 Ply 330 3/16" x 1/16" Hot Asphalt SOR



High Heat Resistant - 400°

"High Heat Resistant" is a premium grade belt featuring compounds specially formulated to withstand temperatures to 400°F. It offers maximum resistance to the deteriorating effects of severe heat encountered in many applications such as in cement plants and foundries; also tough and abrasion resistant.

- 82** 2 Ply 220 3/16" x 1/16" Heat Resistant 400°F
- 83** 3 Ply 330 1/4" x 1/16" Heat Resistant 400°F
- 83a** 3 Ply 225 1/8" x Bare Heat Resistant 400°F
- 83b** 4 Ply 440 1/4" x 1/16" Heat Resistant 400°F



BELT SAMPLES ARE AVAILABLE! CALL FOR DETAILS.

BLACK HEAVY DUTY/SOLID WOVEN PVC BELTING


3 Ply Cover x Bare

Belts designed for light to medium-duty applications where no oil or wood turpines are present. Ideal for use on slider bed conveyors.

75c 3 Ply 225 1/16" x Bare

77c 3 Ply 330 1/16" x Bare


77d 3 Ply 330 3/16" x Bare



4 Ply Cover x Bare

This belt is ideal for medium to heavy-duty service in slider bed applications. It was designed for use where no oil or wood turpines are present.


77e 4 Ply 440 1/4" x Bare



3 Ply 225 Tan Pure Gum x Bare

Popularly used in the lumber industry as a slow down belt. No. 79 is a versatile belt that can be used in temperatures ranging from -40°F to 250°F (intermittent).

79 3 Ply 225 3/16" Tan Pure Gum x Bare



Skirtboard Rubber/Chute Lining

Used at the point of loading for guiding product onto the center of the belt and for protecting metal parts. Also useful for lining metal and wood chutes, hoppers, and troughs. Commonly found in construction, sand and gravel operations, quarries and mines, and in feed and grain applications.


84 1/4" Skirtboard

85 3/8" Skirtboard

85a 1/2" Skirtboard

85b 3/4" Skirtboard

85c 1" Skirtboard




PVC Roughtops

Rough textured, non-skid surface enables packages, boxes, cases, and other products to be conveyed on incline or decline. Uni-ply construction and PVC compounds result to combine all the best properties for high traction conveying and best resistance to oils, greases, water, industrial chemicals, abuse, and stretch. Green Supergrip is softer durometer for highest grab and steepest inclines.

86/68 PVC - 120 Black Roughtop x FS

87/69 PVC - 120 Green Supergrip Roughtop x FS




PVC Black Crescent Top

Aggressive scoop pattern for high incline conveying. Crescent pattern creates hundreds of tiny "buckets" capable of conveying liquids along with solids. Conversely, the belt can be run the opposite direction, and the upside-down crescents convey solids while draining off liquids. Belt operates smoothly and quietly on return. Good tubeveyor belt.

69a PVC-120 Black Crescent Top x FS


69b PVC-200 Black Crescent Top x FS



PVC-100 Black Chevron Top

The herringbone pattern of alternating rows of solid PVC chevrons forms a cover highly capable of moving bulk, free-flowing materials such as grains, food stuffs, feeds, and fertilizers up steep inclines. Ideal for tubeveyors.

88 PVC-100 Black Chevron Top II x FS




BELT SAMPLES ARE AVAILABLE! CALL FOR DETAILS.

SOLID WOVEN PVC CONVEYOR & ELEVATOR BELTING

PVC - 90 Black

A thin, strong, yet flexible, general purpose utility belt highly suitable for lightweight conveying of small products. Oil, chemical, and stretch resistant.

89 PVC - 90 Black C x FS



PVC - 120 and 150 Black

Has proven to be the longest wearing, best performing, most problem free package handling belt available today. Economical, general purpose specifications ideal for a variety of slider bed, roller bed, and live roller applications. Offer low stretch, high fastener holding ability and superior rip, tear, and gouge resistance.

90 PVC - 120 Black C x C


91 PVC - 120 Black C x FS

92 PVC - 120 Black FS x FS

93 PVC - 150 Black C x C

94 PVC - 150 Black C x FS

95 PVC - 150 Black FS x FS




PVC - 200 Black

Problem free, high performance elevator belt popular in the feed and grain industries. Also popular as heavy duty package and bulk product conveyor belt.

96 PVC - 200 Black C x C

97 PVC - 200 Black C x FS

98 PVC - 200 Black FS x FS




PVC - 350, 450, and 750 Black

The most common, best performance yield elevator belting available in the feed and grain industry. Features low stretch, trouble free operation; high bolt-holding ability; and resistance to grain oils, moisture, mildew, and rot.

99 PVC - 350 Black C x C

100 PVC - 450 Black C x C

101 PVC - 750 Black C x C



Hole Patterns

P1/B1

P2/B2

P3/B3

P4/B4

P5/B5

P7/B6

P8/B7

P9/B8

Elevator Belt Selection Information

Hole Pattern: _____

Hole Diameter: _____

A – Hole Centers: _____

B – Row Centers: _____

C – Bucket Centers: _____

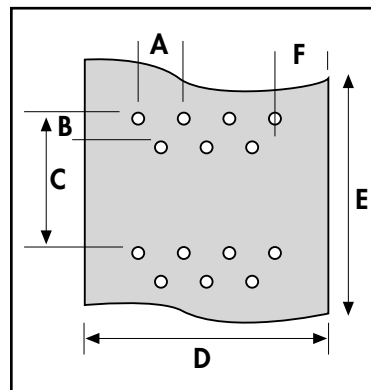
D – Belt Width: _____

E – Belt Length: _____

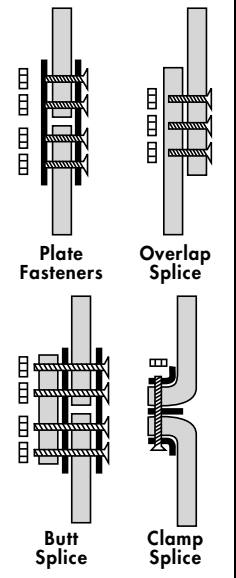
F – Edge to center of outside hole: _____

Splice Style: _____

Belt Description: _____



Splices



Rubber, PVC and food belt types available FROM STOCK!

BELT SAMPLES ARE AVAILABLE! CALL FOR DETAILS.

LIGHTWEIGHT THERMOPLASTIC BELTING


White PVC x Bare

For applications requiring limited release plus stain and abrasion resistance. Ideal for baking and candy production. Not for animal fats or harsh chemicals. Excellent belt for fish and frozen foods. No. 107 is a heavier version of No. 102 for more demanding applications requiring limited release and stain and abrasion resistance. The 107ASQ also has a Quiet Weave bottom fabric that makes it an ideal choice for low noise applications.

102 1 Ply Poly CR28 White PVC x Bare
FDA/USDA

107 2 Ply Poly CR67 White PVC x Bare
FDA/USDA

107ASQ 2 Ply Poly CR67 White PVC x Bare
QW AS FDA



2 Ply White PVC x Bare

Heavier construction multifilament belt is ideal for troughing and power turn applications. Additional power turn belts are on page 19. Heavy cover offers greater resistance to cutting and abrasion. Often used in baking, cheese processing, and for conveying fish and vegetables. Used in small surge bins in soap and cereal manufacturing. This FDA approved belt is resistant to vegetable and fish oils and mild solvents.

110 2 Ply Poly 100 White PVC x Bare FDA




2 Ply PVC x Bare

Green 111A features a PVC cover with excellent abrasion resistance. Excellent for use on fiberglass and in the manufacture of corrugated box board, wafer board, and particle board. Black No. 112 is used extensively for checkout counter applications. Black matte finish is easy on inspectors' eyes. Both belts are antistatic and can be used for conveying electronic parts. Both belts are excellent for general materials handling applications.

111A 2 Ply Poly CR62 Green PVC x Bare AS


112 2 Ply Poly CR45 Black PVC x Bare AS



2 Ply Green PVC Roughtop x Bare

The soft PVC roughtop cover makes No. 116 a good choice for incline/decline applications. 116 is ideal for situations requiring smaller pulley diameters. This versatile belt is often used in the corrugated box board industry and in case sealers. It features a polyester carcass with monofilament construction to eliminate stretching and edge curl.

116 2 Ply Poly CR62 Green PVC 5/32"
RT x B




2 & 3 Ply Sticky Top x Bare

Special "sticky" cover is ideal for elevating. Both belts are very popular in conveying packages and box board. Since there is no profile that must be compressed to elevate, lightweight products are gripped as well as heavier ones. No. 116B is excellent for heavy loads and applications where impact and extreme service conditions are common. In addition, No. 116B is antistatic.

116A 2 Ply Poly CR100 Blue PVC Sticky
Top x Bare

116B 3 Ply Poly CR140 Gray PVC Sticky
Top x Bare AS



3 Ply White PVC x Bare

Three plies of monofilament polyester make this belt ideal for the toughest food handling applications. Resistant to mild solvents and vegetable & fish oils, No. 117 can also be used in corrugated box board manufacturing and in vacuum applications. 117A is a Highly Cross Rigid belt, designed for use on conveyors with horizontal to incline and incline to horizontal configurations. * In stock but not shown in Beltservice's full line sample catalog.

117 3 Ply Poly CR150 White PVC x Bare
FDA/USDA

117A 3 Ply Poly HCR White PVC x Bare*



1 & 2 Ply White Polyurethane x Bare

These all purpose food belts are designed for use in direct food contact applications. Acceptable for use in FDA/USDA applications, they are also excellent metal detector belts. The PU impregnated bottom fabric seals it from ingress of oils, fats, and particulate that cause delamination and shrinkage.

103B 1 Ply Poly CR11 White PU x PU Imp
FDA/USDA

108B 2 Ply Poly CR28 White PU x PU Imp
FDA/USDA



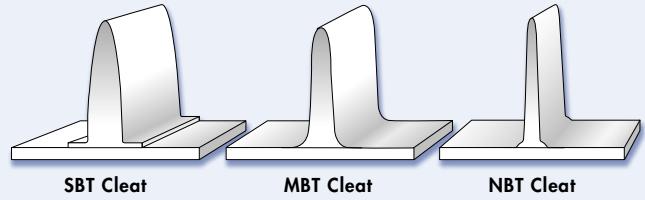
BELT SAMPLES ARE AVAILABLE! CALL FOR DETAILS.

LIGHTWEIGHT THERMOPLASTIC BELTING

HIGH FREQUENCY PVC AND PU CLEATS

Our newest generation of cleats has been designed for use with thermoplastic belting in a wide range of applications. These new cleats come in three groups:

- (1) SBT - Standard Base PVC T-Cleats for general, FDA, and non-food applications.
- (2) MBT - Medium Base PVC T-Cleats for general, FDA, and non-food applications. Ideal for 2" pulleys and above.
- (3) NBT - Narrow Based PU T-Cleats for general and FDA food applications with small pulley diameters. For pulley applications below 2" see thermoplastic specifications on pages 48-51.



White Polyurethane RC x Bare

These high release non-stick belts are ideal for candy manufacturing, cooling tunnels, enrobers, metal detectors, and check weighers. Both meet FDA and USDA standards and resist animal fats and chemicals. No. 108RCAS is excellent for baking and candy applications, as well as red meat, poultry, and fish processing. Both belts are antistatic.

103RCAS 1 Ply Poly CR35 White PU RC x Bare AS FDA/USDA

108RCAS 2 Ply Poly CR57 White PU RC x Bare AS FDA/USDA




1 & 2 Ply Green Polyurethane x Bare

Nos. 113 & 113D offer good resistance to oils, fats, and solvents; both are antistatic; and both have durable PU top covers, making them excellent belts for metal stamping and parts conveying. The heavy PU covers and fabric impregnation provide long-term strength and small pulley capacity. The 113D is FDA approved for the transport of unpacked foodstuffs. * In stock but not shown in Beltservice's full line sample catalog.

113 2 Ply Poly CR62 Dark Green PU x B AS*

113D 1 Ply Poly CR95 Green PU x FI AS FDA




2 Ply Black PVC x Bare

The 114 is a heavy duty general purpose conveyor belt. The thick PVC top cover and strong multifilament carcass can be troughed where needed. Excellent for rugged service in distribution centers where heavy boxes and parcels are conveyed. The 107ASB has a high strength monofilament carcass and high grade PVC top cover and is antistatic. * In stock but not shown in Beltservice's full line sample catalog.

107ASB 2 Ply Poly CR67 Black PVC x Bare AS*


114 2 Ply Poly 75 Black PVC x Bare*



2 Ply Green PVC x IP

The 115 is a general purpose conveyor belt used when a cover is needed on both sides. This belt has a smooth PVC top cover and inverted pyramid bottom cover. This belt is commonly seen in material handling applications on roller bed conveyors. The 115 is also used in the construction of textile aprons. The 115 can be troughed where needed. * In stock but not shown in Beltservice's full line sample catalog.

115 2 Ply Poly Light Green PVC x IP*



THERMOPLASTIC ABBREVIATION KEY*

AS = Antistatic	HST = Heavy Saw Tooth	MTEX = Medium Textiled Profile	PU Imp = PU Impregnated
B = Bare Fabric	HT = High Temp	Multi = Multifilament Yarn	PVC = Poly Vinyl Chloride
CU = Cast Urethane	HTEX = Heavily Textiled Profile	NBR = Nitrile	QW = Quiet Weave
CR = Cross Rigid	IP = Inverted Pyramid	NM = Non-Marking	RC = Release Cover
E = Polyester	IWP = Interwoven Polyester	NRT = Nitrile Rough Top	RT = Rough Top Profile
EC = Polyester Cotton	KE = Klean Edge (Fray Resistant)	NST = Nitrile Smooth Top	SC = Smooth Cover
EMB = Square Profile	LG = Longitudinally Grooved	NTR = Nitrile Rubber	SI = Silicone Cover
ES = Spun Polyester	LST = Light Saw Tooth	NW = Non-Woven	Spun = Spun Polyester
FI = Fabric Impression Profile	LTEX = Light Textiled Profile	O = Bare Fabric	ST = Sticky Top
FS = Friction Surface	M = Matte Finish	OSM = Oil Service Medium	STNM = Smooth Top Non-Marking
G = Gloss Finish	Mod = Modified 1 Ply High Strength Fabric	Poly/CTN = Polyester/Cotton Blend	UO = PU Impregnated
HC = Hard Cover	Mono = Monofilament Yarn	Poly = Polyester	V5 = 5mm PVC
HCR = Highly Cross Rigid		PU = Polyurethane	VO = PVC Impregnated

* Additional abbreviations on page 1.

BELT SAMPLES ARE AVAILABLE! CALL FOR DETAILS.

LIGHTWEIGHT THERMOPLASTIC BELTING

2 & 3 Ply Poly PVC/PU Bare x Bare

Nos. 104 & 104AS meet FDA standards and are excellent for accumulation and diverting applications. 104 is oil and grease resistant, as well as being odorless, while 104AS has a low friction polyester fabric on both sides, PU skim, and is antistatic. Material handling uses include package and paper converting and as bases for laminations. 104B is a tough belt designed for use with merge tables. * In stock but not shown in Beltservice's full line sample catalog.

104 2 Ply Poly CR67 White PVC Bare x Bare FDA

104AS 2 Ply Poly CR45 White PU Bare x Bare AS FDA

104B 3 Ply Poly CR65 Black PU Bare x Bare QW AS*

104AS



2 Ply Poly/Cotton PVC Bare x Bare

Both belts have a polyester carcass with a cotton cross member, making them an ideal choice in dough handling applications. No. 105 has good absorption properties and is oil and grease resistant. No. 106 has virtually no stretch, like a poly belt, while it handles dough like a cotton belt. Its rough Pan-O-Mat surface grips dough well for molders and sheeters. These belts meet FDA standards.

105 2 Ply Poly/Cotton White PVC Bare x Bare FDA

106 2 Ply Poly/Cotton 90 PVC Bare x Bare Pan-O-Mat FDA

106




2 Ply Pebbletop x Bare

This belt's inverted pyramid top cover increases the grip on product, making it excellent for slight inclines or declines. No. 109 is resistant to mild solvents, oils, greases, and salt. It is often used to convey vegetables and fish. In the baking industry No. 109 is used for handling breads, cookies & crackers, and is ideal for sheeters and molders for pastry and dough.

109 2 Ply Poly CR67 PVC x Bare FDA

109



2 Ply Silicone x Bare

These belts have 2 ply multifilament/monofilament carcass with a smooth silicone top cover. No. 2B7 has an excellent release cover and in some applications can handle environments greater than 180°Fahrenheit. The 2B7 will release difficult products such as caramel and chocolate. No. 2B8 is used to convey product in environments with elevated temperatures, also in situations as low as -65° F.

2B7 2 Ply Poly CR57 White Silicone x Bare AS FDA

2B8 2 Ply Poly CR45 White Silicone x Bare HT AS FDA

2B7




PVC Longitudinally Grooved x Bare

The 118 is a premium incline/decline belt capable of high angle inclines. Made of high grade PVC, it is abrasion resistant. No. 118 is an excellent choice for handling plastic totes. Not shown is belt No. 118W, a white FDA approved version of No. 118 used for conveying packaged food products on out feeds, inclines and declines. * In stock but not shown in Beltservice's full line sample catalog.

118 2 Ply Poly CR67 Dark Gray PVC LG x Bare

118W 2 Ply Poly CR67 White PVC LG x Bare FDA*

118



2 Ply Clear PU x Bare

The 2B11 meets FDA/USDA standards. This belt is an excellent choice for abusive applications requiring a cut resistant cover. The 2B11 is ideal for use in metal stamping, brick and tile plants, wood, glass and recycling applications (such as Eddy Current systems). Polyurethane cover offers a high degree of abrasion and cut resistance. * In stock but not shown in Beltservice's full line sample catalog.

2B11 2 Ply Poly 114 Clear PU x Bare AS FDA*

2B11




IWP 120 Red Urethane

This is an excellent belt for tough applications found in recycling, metal stamping, and brick plants. The thermoplastic polyurethane top cover, combined with the friction impregnated bottom surface, allows for endless finger splicing and the hot welding of specialty cleats and v-guides. * In stock but not shown in Beltservice's full line sample catalog.

2B12 IWP 120 3/32" Red Urethane*


2B12



BELT SAMPLES ARE AVAILABLE! CALL FOR DETAILS.

LIGHTWEIGHT THERMOPLASTIC BELTING

LIGHTWEIGHT SIDEWALLS



These versatile belts are fabricated with PVC and polyurethane (PU) corrugated sidewalls for a wide range of lightweight monofilament conveying applications. FDA approved and resistant to oil and animal fat, thermoplastic sidewall belts are designed for pulley diameters down to 2-3/8".

LIGHTWEIGHT SIDEWALL WORKSHEET

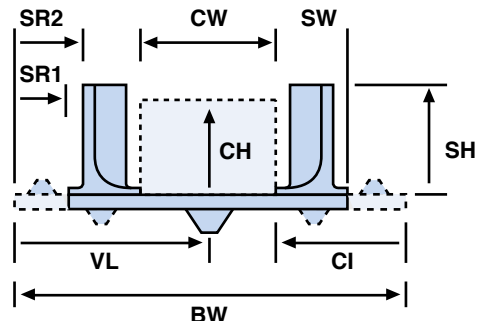
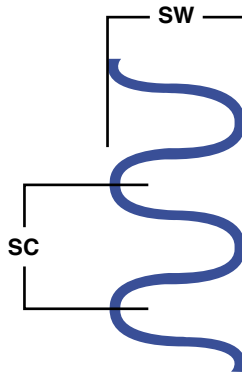
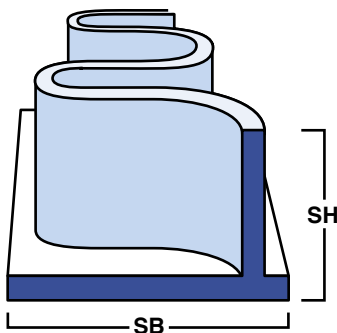
CUSTOMER: _____ **DATE:** _____

P.O. #: _____ JOB#: _____
 Contact: _____
 Address: _____

 City: _____ State: _____ Zip: _____
 Phone: (_____) _____ Fax: (_____) _____

D E S I G N D A T A

Base Belt: _____ Belt Length: _____ Belt Width (BW): _____
 Sidewall Type: PVC PU Nitrile Sidewall Height (SH): _____
 Sidewall Recess to Edge of Base (SR1): _____
 Sidewall Recess to Edge of Convolutions (SR2): _____
 Cleat Type: PVC PU PU Ramp Nitrile RF SBT MBT NBT Scoop
 Cleat Height (CH): _____ Cleat Indentation (CI): _____ Cleat Spacing: _____
 V-Guide Type: PVC PU Nitrile V-Guide Size: _____
 V-Guide Location (VL): _____
 Endless Prepared: _____ Prep Lap: _____
 Lacing: _____




Photocopy, complete and FAX to: (314) 344-8511 or email: sales@beltservice.com


POWER TURN BELTS

POWER TURN BELTS

We fabricate three types of power turn replacement belts: chain driven, urethane guide rope, and guide wheel. All are furnished complete with all drive hardware and special attachments (grommets, bushings, rivets, etc.).



A food handling power turn belt with urethane guide rope.



A 90° power turn belt with drive chain installed.

The most common type of power turn belts (chain driven) are frequently used in airline baggage and package handling applications. They are also used in distribution centers, newspaper plants, industrial manufacturing, paper mills, and food processing plants, to name just a few.

Normal power turn belt applications are 45°, 90°, and 180°; however, any belt for spiral lifts of 15° to 720° can be fabricated. In addition to timely delivery, our power turn belts and accompanying hardware provide Beltservice distributors with another "value added" product that can be offered to their customers. Our equipment and tooling match existing power turn belt standards. In most cases, power turn belts can be quoted the same day if distributors supply the necessary technical specifications.

1 Ply Poly 17 White PU x B

Featured belt for troughing and power turn systems. Urethane 55° Shore A cover with a very flexible weft and low coefficient of friction. Applications include cooling tunnels, packing and unpacking conveyor systems, and transportation of foodstuffs. FDA approved. *In stock but not shown in Beltservice's full line sample catalog.


130 1 Ply Poly 17 White PU x Bare *



2 Ply Poly 90 Green PVC x B

Good economical choice for non-food industry applications. Featured belt for troughing and power turn systems. Green #131 features a PVC 74° Shore A cover with resistance to abrasion and cutting. Suitable for conveying in presence of mineral oils, hydrocarbons, and detergents. Standard series for conveying packaged products. Features a particularly flexible carcass for the construction of power turns. *In stock but not shown in Beltservice's full line sample catalog.

131 2 Ply Poly 90 Green PVC x Bare *



2 Ply Poly 57 White PU x B

Featured belt for troughing and power turn systems. Higher tension strength than #130. Urethane 55° Shore A cover with a very flexible weft and low coefficient of friction. Applications include packing and unpacking conveyor systems, and transportation of foodstuffs. FDA and USDA approved. *In stock but not shown in Beltservice's full line sample catalog.


132 2 Ply Poly 57 White PU x Bare *



2 Ply Poly 100 Black IP x B AS ISO 340

A featured belt for troughing and power turn applications in airport and package distribution facilities. No. 133's Inverted Pyramid top cover increases the grip, making it excellent for slight incline / decline conveyor systems. Special antistatic construction meets MSHA 2G & ISO 340 flame test standards. *In stock but not shown in Beltservice's full line sample catalog.


133 2 Ply Poly 100 Black IP x Bare AS*
ISO 340



2 Ply Poly 85 Black PVC x B AS

Another ISO 340 certified belt for transport of luggage and parcels at airports and package distribution terminals. Features a smooth cover and antistatic construction. A good value option when incline/decline is not a factor. *In stock but not shown in Beltservice's full line sample catalog.

134 2 Ply Poly 85 Black PVC x Bare AS*



BELT SAMPLES ARE AVAILABLE! CALL FOR DETAILS.

POWER TURN BELTS

POWER TURN BELT WORKSHEET

Customer: _____ Date: _____
 OEM: _____ Model #: _____
 Turn Angle (15° - 360°): _____
 Belt Type: _____
 Splice Type: _____



strength, speed, efficiency.

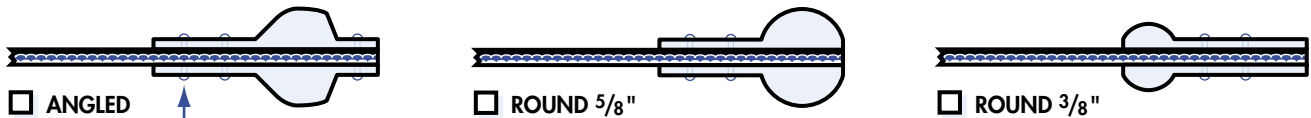
MEASURING THE POWER TURN

Measurements should be taken with the belt removed from the conveyor and laid out as flat as possible.

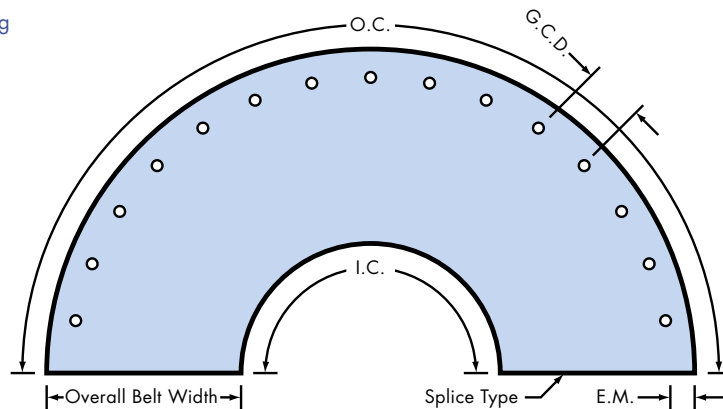
Please note whether belt is **NEW** or **USED** (Circle One)

- Measure the Inner Circumference and the Outer Circumference. This requires a Flexible Tape Measure. Several incremental measurements may be needed to obtain the full length!
 - Inner Circumference (I.C.): _____
 - Outer Circumference (O.C.): _____
- Overall Belt Width (Including Chain / Guide Rope / Attachment): _____
 - Effective Belt Width (Carrying Surface): _____
- Grommets / Holes / None (Circle One): _____
 - Number of Grommets / Holes: _____ Final Grommet Count: _____
 - Grommet / Hole Diameter: _____
 - Grommet / Hole Center Distance (G.C.D.): _____
 - Grommet / Hole Edge Margin (E.M.): _____
- Is a different type of Edge Guiding (such as V-Guide) required? **YES / NO**
 - If YES, please describe: _____
- Is Edge Reinforcement required? **YES / NO** _____
 - Reinforcement Material: _____
 - Reinforcement Dimensions: _____

GUIDE ROPE PROFILES



Note: Urethane edging is stitched in place.




Drawing representative of a Chain Driven Belt.

LIGHTWEIGHT SPECIALTY, WOVEN NYLON & NYLON CORE BELTING

3 Ply Black Nitrile Roughtop x Bare

Special construction designed for Surface Finishing Machine applications. High friction, non-marking, oil resistant cover and low friction bottom fabric. Developed for use on machines finishing Wood, Metal and Composites. Also a very good belt for materials handling and wood products applications and where a non-marking, oil resistant belt is needed. An excellent choice for stacker and folding rail applications in corrugated box plants. *In stock but not shown in Beltservice's full line sample catalog.

135 3 Ply CR135 BRT x Bare AS SFMB *




3 Ply Black & Gray Nitrile Smooth Top x Bare

A special construction, smooth-top option available in black and gray for Surface Finishing Machine applications. Both belts feature high friction, non-marking, Nitrile covers, oil resistance and bare low friction fabric bottom. Developed for use on wood and metal finishing machines and material handling. Can be perforated for vacuum applications. Also targeted for stacker and feed applications in corrugated box plants. *In stock but not shown in Beltservice's full line sample catalog.

136 3 Ply CR135 BST x Bare AS SFMB *

137 3 Ply CR135 GST x Bare AS SFMB *




Woven nylon is designed for use as a conveyor belt where high speeds, small pulleys, narrow widths or easy endless capabilities are required. These belts are for use as power transmission belts on light-duty applications only.

Woven Nylon Green NBR Cover x Bare

Excellent antistatic slider bed belt with a higher grip cover. Operates well on small pulleys and at high speeds. Used as carrier, hold down, and transfer tapes in the printing industry, spindle tapes in textile manufacturing, and in envelope, paper bag, and notebook pad production.

120 Woven Nylon NBR Cover x Bare AS




Woven Nylon Green NBR Cover x Bare

These belts are commonly found in printing, paper manufacturing, corrugated box board, and textile industries. Both belts are suitable for slider beds. No. 122 features a heavier top cover, making it more abrasion resistant for more rugged applications. Both belts are antistatic.

121 Woven Nylon NBR Cover x Bare AS

122 Woven Nylon NBR Cover x Bare AS



Nylon Core belting is used primarily as power transmission belting. The thicker the nylon core, the greater the horsepower the belt can handle.

Nylon Core NBR Covers Both Sides

High-strength nylon cores and gray abrasion resistant NBR covers on both the top and bottom make these belts ideal for high speed power transmission applications. No. 125 is ideal for light to medium duty drives with light shock loads. No. 126 is for medium duty drives and medium shock loads. No. 127 is found on heavier drives, such as those on grinders, planers, and tangential drives. They are antistatic.

125 Nylon Core NBR Covers Both Sides

126 Nylon Core NBR Covers Both Sides

127 Nylon Core NBR Covers Both Sides




Box Folder Belting

These "FG" types are commonly used on folder-gluer machines in the folding box industry. They are antistatic and also found in wood working and packaging machines. High friction NBR covers are abrasion resistant and non-marking.

128 FG 40 Box Folder Belt

128A FG 30 Box Folder Belt

129 FG 60 Box Folder Belt



BELT SAMPLES ARE AVAILABLE! CALL FOR DETAILS.

RUBBER CHEVRON CLEATED BELTS - STOCK ITEMS

The Following Specifications Are Carried In Stock for IMMEDIATE SHIPMENT.

	140-140a CLEAT-TOP		141-142 MULTI-CHEV		143 STEEPClimb	144 MINI CLEAT-TOP
SPECIFICATIONS						
Ply Fabric	Synthetic		Synthetic		Synthetic	Synthetic
Working Tension Per inch Width	220 lbs.	330 lbs.	220 lbs.	330 lbs.	150, 220, and 330 lbs.	150 lbs.
Cover Thickness	1/8" x 1/16"	1/8" x 1/16"	1/8" x 1/16"	3/16" x 1/16"	1/8" x 1/16" 3/16" x 1/16"	1/16"
Compound	MOR	MOR	MOR	MOR	Various Compounds Available	SBR
Approximate Weight Lbs. Per Inch Width	.20 lbs.	.265 lbs.	.19 lbs.	.25 lbs.	On Application	.125 lbs.
Mini Pulley Diameter Head -- Tail	16" -- 12"	18" -- 14"	16" -- 10"	18" -- 12"	On Application	6"
Flexco Fastener	#190/375	#190/550	#140/375	#190/550	On Application	#2 Clipper / #15 Alligator
Chevron Pattern Description	5-1/2" wide x 2" deep x 1/4" high V-shaped cleats on 3" cc. Thicknesses not including cleats are 9/32" for 2 Ply and 3/8" for 3 Ply.		Chevron cleats are V-shaped like sergeant stripes, are 1/4" inch high and 1/2" wide, are on 3" centers and overlap (nest) one another for the return idlers. Cleats are cured at the same time as the belt for strength. Thickness not including cleats is 9/32" for 2 ply and 3/8" for 3 ply.		Strong 1-1/4" tall cleats in an overlapping pattern make this THE belt for heavy duty steep incline conveying. Design allows use on standard return idlers. Standard centers are 10". Cleats are permanently vulcanized to base belt. Popular for roofing conveyor applications.	3/16" tall x 1/2" deep x 1-1/4" wide bucket cleats spaced every 1" in length. Belt is 1/8" thick, not including the cleats. Belt remains flexible in cold temperature applications.
Applications	Made to prevent or reduce slideback on steep inclines. Chevron belting also increases conveyor capacity by quick pick-up at the point of loading. Ideal for wet and/or granular materials such as wet sand and gravel. Ideal for tubeveyor applications.					

RUBBER CHEVRON CLEATED BELTS - CUSTOM PATTERNS

Over 100 Custom Patterns Available!

Chevron Designs

Fully molded chevrons of various cross sections enable the conveying of wet and/or loose materials up steep inclines. Chevrons can be made closed in the center or open for drainage. Chevrons also increase the amount of material moved by quick pick-up at the loading point.

Construction

All chevron cleat patterns utilize a patented, permanent heat-cured bonding process. Along with the high-grade rubber compounds used to create the cleats, this produces a truly rugged and long-wearing belt.

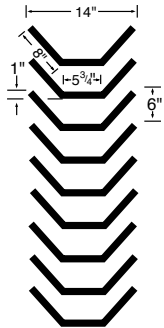
Applications

Popular applications include: sand and gravel, wood chip handling, minerals – such as coal and iron, heavy-duty scrap metal, road construction, waste management, and barge and railroad car unloading.

Basic cleat shapes that can be altered or modified to fit your specific conveying requirements.

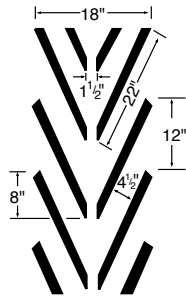


BELTSERVICE'S TEN MOST POPULAR CLEAT PATTERNS



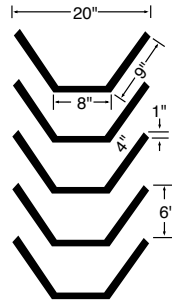
1/2" x 1/2" Square Cleats for 14" or Wider Belts

Template #58



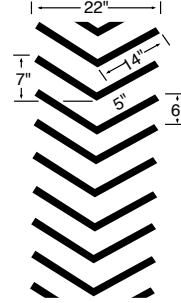
1/2" x 1/2" Square Cleats for 18" or Wider Belts

Template #28



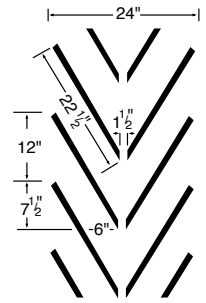
1/2" x 1/2" Square Cleats for 20" or Wider Belts

Template #55



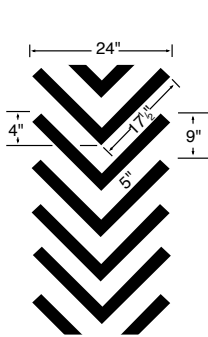
3/8" x 3/8" Square Cleats for 22" or Wider Belts

Template #13



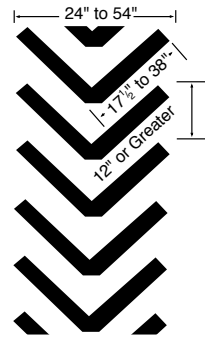
1/2" x 1/2" Square Cleats for 24" or Wider Belts

Template #23



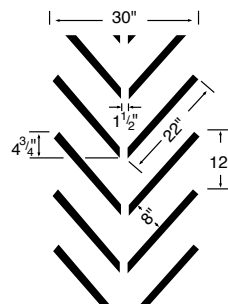
3/4" High x 1 1/4" Wide Cleats for 24" or Wider Belts

Template #31



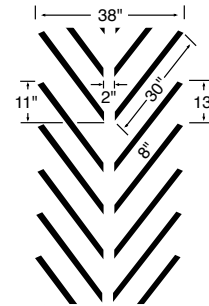
1" High x 2" Wide Rect. Cleats for 24" or Wider Belts

Template #105



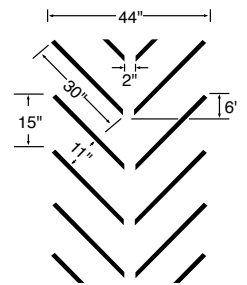
1/2" x 1/2" Square Chevron for 30" or Wider Belts

Template #16



1/2" x 1/2" Square Cleats for 38" or Wider Belts

Template #35



1/4" x 1/2" Rect. Cleats for 44" or Wider Belts

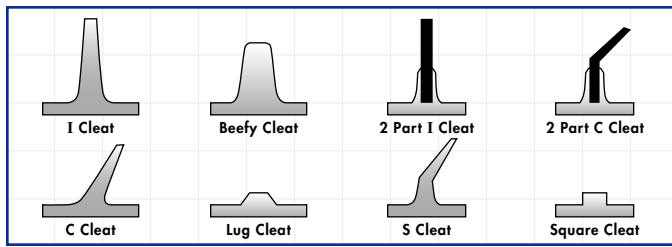
Template #60

All Beltservice Cleated Belts Can Be Furnished As Follows:

A Indented from edge		A
B Notched for troughing idlers or curved pans		B
C Cut-outs or voids		C
D Cut down to intermediate heights		D

Urethane cleats are also available. See page 28.

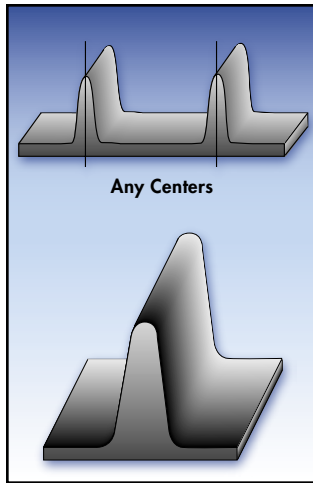
FABRICATIONS - CLEATS



BELTSERVICE CLEAT TYPES - AT A GLANCE

Cleats are available in white FDA or black oil-resisting nitrile, black SBR rubber, as well as black and white butyl. Two part cleats (page 28) consist of a rubber "foot" hot molded to the base belt and a bolted-in urethane cleat; these are for heavy-duty applications. High frequency PVC and PU cleats for thermoplastic belting are discussed on page 16.

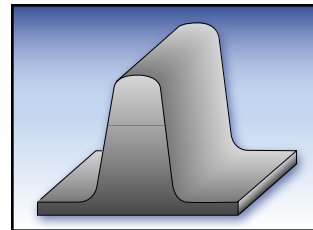
RUBBER, NITRILE, BUTYL, AND PVC CLEATS



STANDARD I CLEATS

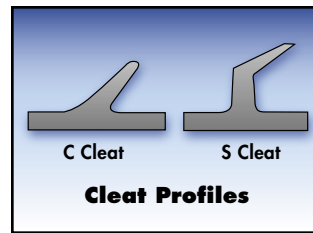
- For conveying up steep inclines
- Available in white FDA or black oil-resisting nitrile, black SBR rubber, black and white butyl
- Cleats are hot molded into the belt surface (not cold bonded or cemented on)
- Smooth merging of cleat and belt cover for easy cleaning

Cleats can be molded to the belt surface on any center, to fit a wide variety of applications. Cleats come in heights from 1/2" to 5" (Beefy Cleats to 6"). [For taller cleats, a two-part construction is used -- see page 28.]



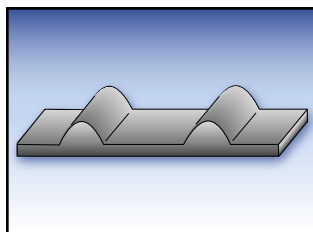
BEEFY CLEATS

Beefy Cleats feature an extra-heavy cross section designed for heavy-duty, rugged applications. Thickness is double that of a standard I cleat. Available in heights from 1" - 6", with backup braces available with 2" and 3" heights.



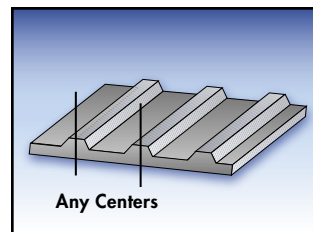
HIGH INCLINE CLEATS

Aggressive scoop cleats for high-capacity conveying on steep inclines. C cleats are available in heights from 1" to 5", and S cleats come in heights from 4" to 4-1/2". Rugged cleats are hot vulcanized into the belt cover for long service.



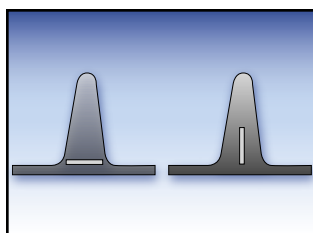
MINI CLEATS

Mini-cleats are low-profile cleats ideal for moving products up inclines in light-duty applications. Unique shape allows for standard idler support on returns. Dimensions are 3/16" high, 3/16" wide at base and 1/8" radius.



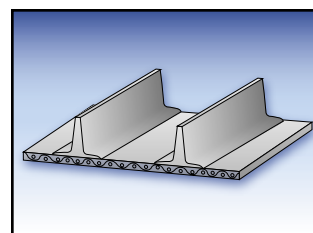
LUG CLEATS

Lug construction features rugged V-belt shapes for impact resistance. Available in A (1/2" W x 5/16" H), B (5/8" W x 7/16" H), and C (7/8" W x 5/8" H) cross sections.



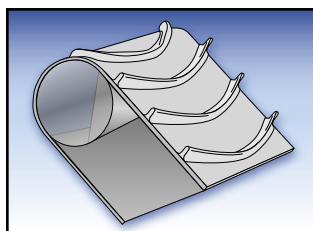
STEEL-REINFORCED CLEATS

Super-strong cleat for the most rugged applications. Each cleat features a steel reinforcement oriented to best counter the forces encountered in a particular application.



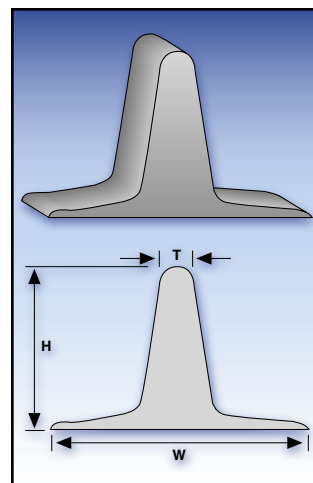
PVC VINYL CLEATS

PVC cleats are welded to PVC belting to produce a rugged, economical combination ideal for wet, oily or acidic conditions. Available in black or white FDA compounds and can be spaced on any centers, indented, notched, cut down to intermediate heights and contain cut-outs.



CURVED PVC CLEATS

Ideal cleat for many incline applications requiring food-grade belting. Cleats up to 3" tall are available in 45° and 30° configurations. Cleats can be applied to belts 6" to 48" wide and on centers as close as 4-1/2" at 30° and 9" at 45°.



PVC SCOOP CLEATS

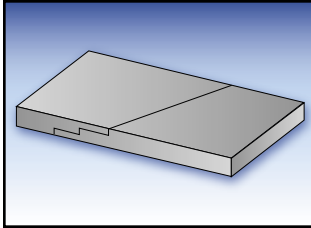
White PVC cleats in an angled scoop form to improve capacity up steep inclines. Acceptable for food-handling applications. Available in 2", 2-1/2", and 3" heights, the cleats are hot welded into the belt surface for a smooth, seamless finish.

PVC EXTRUDED CLEATS

Extruded PVC cleats conveniently packaged for distributors and OEMs to manufacture their own PVC cleated belt. PVC cleats are furnished in convenient 100-foot rolls.

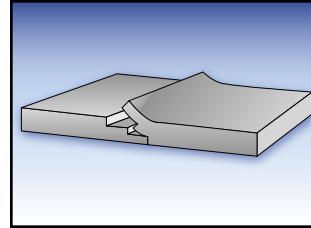
(H) Height	(T) Thickness	(W) Base Width	Min. Pulley Diameter
1"	1/4"	1-1/2"	4"
1-1/2"	1/4"	1-5/8"	5"
2"	3/8"	1-3/4"	6"
3"	3/8"	1-3/4"	10"

SPLICING




Endless - Vulcanized

A hot-vulcanized splice is stronger and more sanitary than a mechanical (laced) joint. Endless splicing eliminates fastener pull out and tearing of the belt. Ideal for food processing industries and where metal lacing could possibly mar the product.



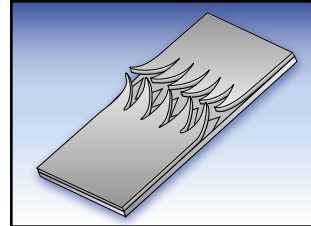
Endless - Prepared

Belts are supplied with laps already prepared to desired length but not vulcanized, enabling customer to splice endless on the system. Hot or cold cements with instructions are available.



Finger Splice

A proven heavy-duty splice for thermo-plastic belting utilizing polyurethane as the bonding agent. Lap area is the same thickness as the belt and uniformly smooth. H. D. urethane finger splice available for PVC and urethane belts over 200 PIW.



Multiple Finger Splice

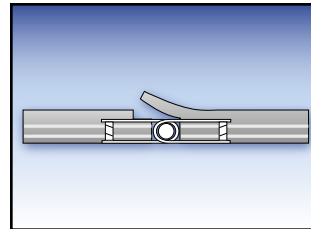
Similar to the single Finger Splice. Staggered die cut fingers are vulcanized together to create a strong, extremely flexible splice.

MECHANICAL FASTENERS




Lacing - Standard

Types: Alligator, Clipper, Flexco, Minet and others. Mechanical fastener joints with hinge pins provide an easy, quick and secure method of joining belt ends. Avoid lacing problems by utilizing our factory lacing experts. See page 35 for some of our many mechanical fasteners.



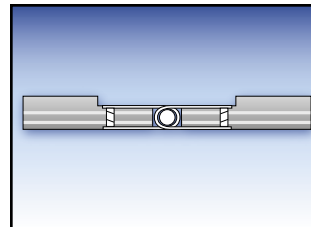
Overflap Lace

Top cover of belt is skived back and mechanical fastener installed. The over-flap is spliced back over the splice area, providing a smooth conveying surface. Product being conveyed is protected from marring by the fastener. Flap must be glued down at installation.



Modified Soft Splice

This custom splice incorporates vulcanized hidden lacing that derives extra strength from square-cut interlocking fingers. Two flexible connecting pins secure the joint and produce a very consistent thickness at the seam. Modified Soft Splices are applied to thermoplastic PVC and PU materials.



Recessed Lace

Mechanical splice area of belt is recessed below the level of the belt cover. The recessed lace keeps the product being conveyed from coming in contact with the lacing.



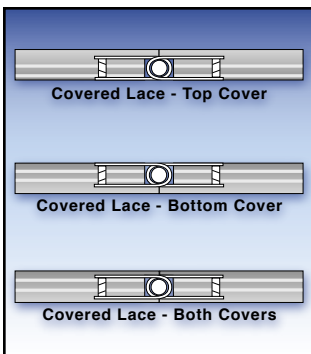
Spiral Lace

Ideal non-metallic mechanical splice for small-pulley, low-profile applications. Unique hinge design allows use on pulleys and nose bars as small as 5/8" diameter and as thick as 3/16". Resists corrosion and heat as high as 465°F. Lace is installed in factory by insertion between belt plies.



Plastic Rivet Fasteners

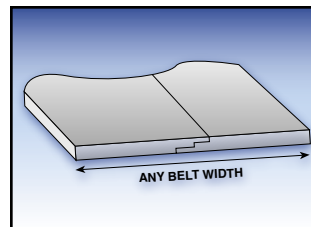
Come in white and black, non-metallic compounds for a variety of conveying situations. Fasteners feature beveled edges and counter-sunk pockets in bottom of fastener to protect rivets. Fasteners are either installed by the factory or in the field with special tools.



Covered (Hidden) Lace

Lacing is hidden by the cover of the belt to allow the ease of installation provided by a mechanical splice with the smooth operation of an endless belt. Product is protected from marring from the mechanical splice area. Splice can be covered with rubber or abrasion-resistant urethane. If the belt is to be cleaned by a scraper, a hidden top splice is effective. When lacing is completely hidden by top and bottom covers, both the product and the conveyor are protected.

LONGITUDINAL SPLICING

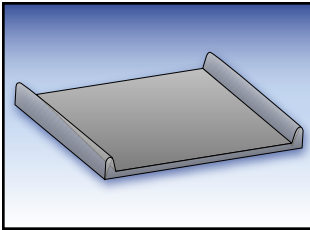


Longitudinal Splicing

For extra-wide belt requirements, belts can be made endless, V-Guided, and/or flanged. Any width is attainable by using multiple splices. Longitudinal splices can be made in a variety of compounds, including woven PVC, thermoplastic, rougtops, urethane covered, and black rubber in all thicknesses.

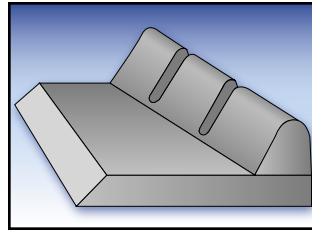
FABRICATIONS - FLANGES, V-GUIDES, AND EDGE FINISHES

FLANGES



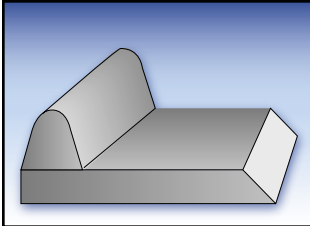
Flanges - Molded

Prevents product spilling off edge of belt. Free-flowing materials are contained without troughing. Flange belts can be made endless or conventionally laced. *Care must be taken to operate flanged belts on the proper diameter pulleys. Consult factory for recommendations. Corrugated sidewalls available – see pages 32-34.*



Flanges - Notched

Notching of the flanges enables a flanged belt to operate on smaller diameter pulleys. Also allows the belt to “back flex” in weighing applications.

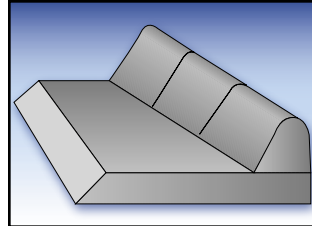


Flanges - Heights Available

1/2", 3/4", 1", 1-1/2", 2"

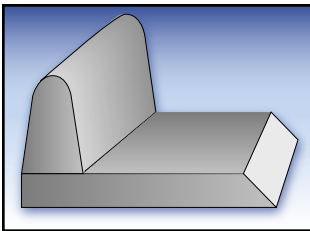
Styles Available

Gumdrop, Tapered One Side, Tapered Both Sides (all styles not available in all heights) Note: Standard flanges are 60 durometer. 40 durometer is available for special applications where smaller than average pulleys are being used.



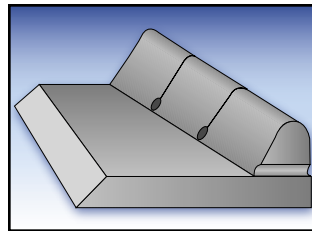
Flanges - Siped

Siping of flanges enables a flanged belt to operate on smaller diameter pulleys.



Flanges - Compounds Available

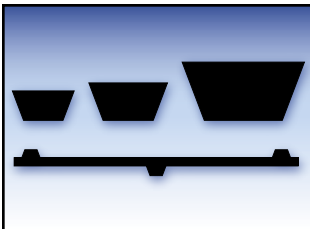
Black SBR
Black Nitrile
White Nitrile
White PVC
Black PVC
White Butyl High Heat
Black Butyl High Heat



Flanges - Siped and Drilled

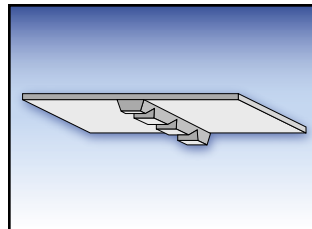
Flanges can be siped into relief holes to prevent any further action of slits to propagate into the belt cover.

V-GUIDES AND V-BELT BACKING



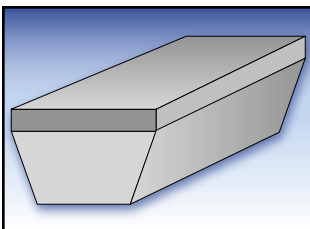
V-Guides

Used wherever conditions create a belt alignment problem. Can be molded to any belt and be made endless if desired. Bonded to cover side for flanges; bonded to underside for guide. Available in **A** (1/2" W x 5/16" H), **B** (5/8" W x 7/16" H), and **C** (7/8" W x 5/8" H) cross sections. Other sizes available.



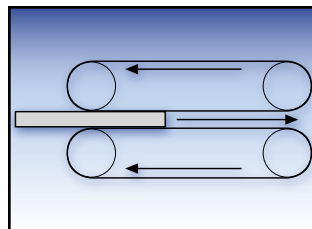
V-Guides - Notched

Available in A-B-C-D sections, and more. Notching enables a V-guided belt to operate on smaller pulley diameters. The V-guide reduces tracking problems.



V-Belt Backing


Covers of pure gum, neoprene sheet rubber, urethane, rougtop belt, white non-marking belt, etc. can be bonded to the back of V-belts.



V-Belt Backing

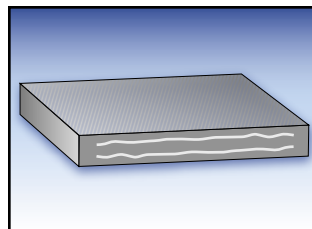
Recommended where V-belts are used as conveyor or in tandem to pull product or cable in sandwich fashion.

EDGE FINISHES



Folded Edges

Premium construction for superior edge wear and carcass protection. Chemicals and bacteria may not attack the interior plies. Folded edges provide a continuous surface from the top of the belt around the edges.

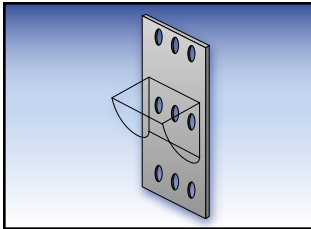


Molded Edges

Rubber edging vulcanized to cut-edge belting. Protects the belt fabric from bacteria and damaging chemicals. Ideal for food-handling applications. Also used for additional protection from edge wear.

FABRICATIONS - HOLE PUNCHING, NOTCHING, GROOVING, GRINDING

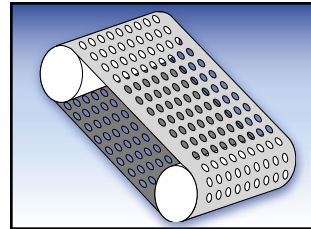
HOLE PUNCHING - PERFORATING



Hole Punching


Automatic punching assures clean-cut, tight-fitting bolt holes with accurate spacing for the buckets on elevator belting with fast deliveries.

In addition, custom hole patterns are available for chain driven units.



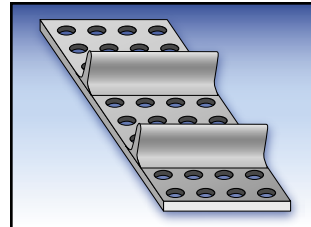
Perforating

For vacuum, suction or drainage applications, Beltservice produces perforated belts with a wide variety of hole sizes. Perforations are clean with no fuzz or tearing. Beltservice has over 500 dies for hole punching patterns.



Perforated V-Guided Belt

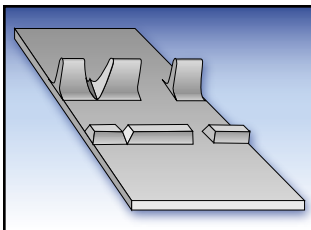
V-guides can be placed on a perforated belt to aid in tracking. The entire belt can be perforated, leaving a small strip onto which the V-guide is fastened. Used in vacuum and in drainage applications.



Perforated Cleated Belt

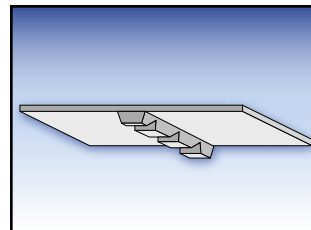
Perforated belt can be combined with cleats to create a vacuum belt or a belt that can drain a product while conveying on an incline. Perforations can be of any size and cleats on any centers. Slots available.

NOTCHING



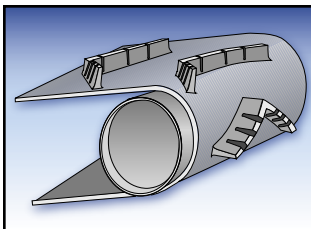
Notching - Cleats

Cleats can be furnished with notches for troughing idlers or curved pans.



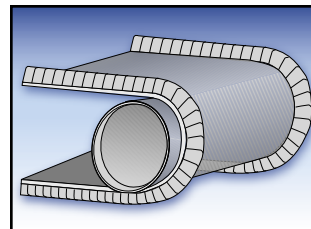
Notching - V-Guides

Notching enables a V-guided belt to operate on smaller pulley diameters. The V-guide virtually eliminates any tracking problems.



Notching - Chevron Cleats

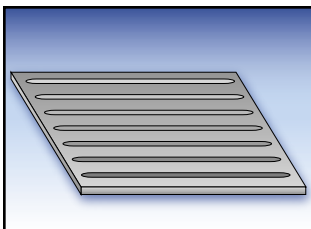
Notching chevron patterns allows the use of the belt on smaller diameter pulleys. Belts with notched chevrons are often known as "roofers' belts."



Notching/Siping - Flanges

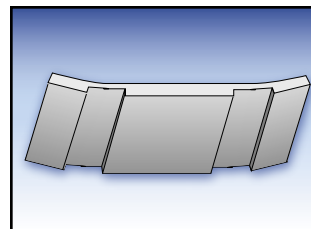
Notching of a flanged belt enables a flanged belt to operate on smaller diameter pulleys.

GROOVING



Grooving -- Lateral

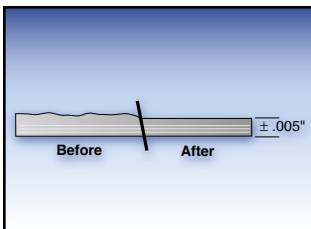
Grooving across the width of the belt can be used to convey liquid or other free-flowing material.



Grooving -- Longitudinal

Grooving can create an economical self-flanging belt for carrying free-flowing material without spillage.

PRECISION GRINDING

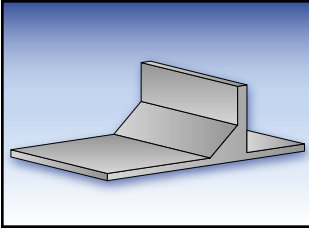


Precision Grinding

For applications requiring extreme thickness uniformity across the width of the belt as well as the length, Beltservice offers precision grinding. Accurate to $\pm .005$ ", precision grinding is available on rubber as well as urethane belts. Often performed on belts used on die stamping applications, precision grinding minimizes any imperfections that might be in the belt cover.

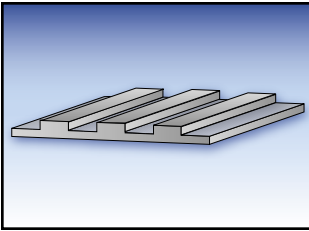
Precision Ground Silicone Top Cover Belts are used for hot wire sealing applications, balloon manufacturing, and plastic bag manufacturing. Covers are available in a variety of colors and thicknesses. Basic specifications include:
 • Colors: Cover Red, White, or Aqua - other colors available; base belt: Black • Plies: 3 (other base belts available) • Weight: .140 Lbs./Ft.² • Available Widths: 68" Maximum • Cover Surface: 1/8" Precision Ground $\pm .005$ " • Overall Gauge: .25"

URETHANE CLEATS



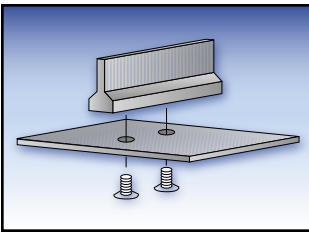
Urethane Standard Cleat

Available in heights from 1/2" to 6", this is a super-strong, abrasion-resistant cleat. Angled backup support enables the cleat to carry a heavier load.




Urethane Square/Rectangular Cleat

Strong, abrasion-resistant urethane cleat. Available in any cross section.

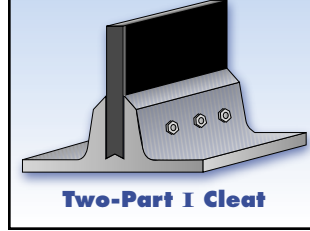


Urethane Belt-On Cleat

Similar to Tatch-A-Cleat, only made of urethane, this strong cleat is quickly attached and just as quickly removed for replacement. Ideal for highly abrasive applications where the cleats face a high amount of wear.



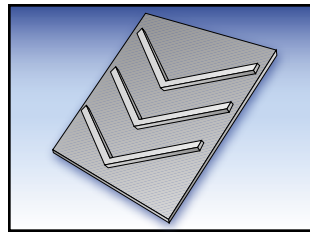
Two-Part C Cleat



Two-Part I Cleat

Urethane Two-Part Cleat


For heavy-duty, high capacity applications. Unique two-part construction consists of a rubber "foot" hot molded to the base belt, and a bolted-in urethane cleat. Cleat can be replaced in high-wear applications. Heights from 5" to 15-1/2".



Urethane Chevron Cleat


A wide variety of custom patterns are available for durable incline conveying. Call for details.

URETHANE SPECIALTIES



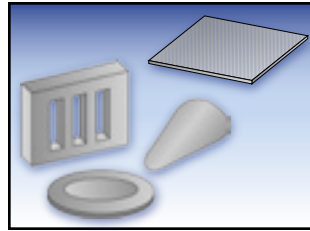
Urethane-Covered Belt

Urethane covers can be applied to a wide variety of base belts for differing conveying situations. Various urethane thicknesses, hardnesses and colors are available.



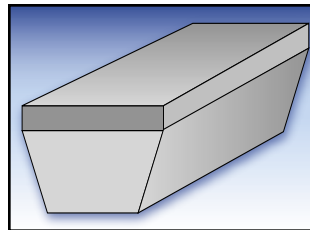
Ure-Clad

Also known as the "Ugly Belt," this belt features a tough interwoven carcass covered with and impregnated with abrasion-resistant urethane. Ure-Clad comes in two styles: a skim top cover and a 1/8" cover. For demanding applications requiring cut and abrasion resistance.




Urethane Sheets/ Molded Parts

Urethane sheets are available in fabric-back or metal-back and any standard size, thickness or color. Urethane's moldable capabilities make it ideal for custom-molded part. Various durometers and colors are available for your particular application.



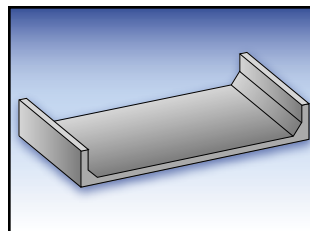
Urethane V-Belt and Timing Belt Backing

Fabricated to the desired thickness and durometer.



Urethane-Covered Wire Mesh

By combining the high wear and abrasion resistance of urethane with the strength of steel, Beltservice has created an almost indestructible belt. Ideal for coil wrappers, stamping operations, die cutting, belt sanding units, and glass cullet.



Urethane Flanges

All standard heights are available. Slitting (siping) is recommended.

FABRICATIONS - URETHANE SEGMENTED V-GUIDES, SPECIALTY FABRICATIONS & AIR PERMEABLE FABRICS

URETHANE SEGMENTED V-GUIDES


For many years V-Guides have been a good choice for solving belt tracking problems. Beltservice's new Urethane Segmented V-Guides have improved this concept in the following ways:



Segmented "A" V-Guide



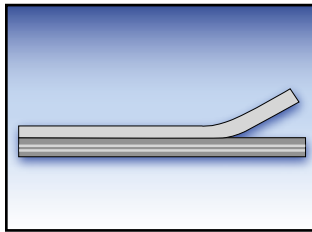
Segmented "B" V-Guide



Close-up of Heavy Duty Segmented "C" V-Guide

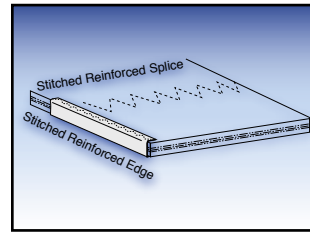
- Flexibility makes these perfect for smaller pulleys.
- Extremely resistant to abrasive applications.
- Because the guide is segmented, it provides protection against complete guide failure.
- Available in 3 profiles: A (1/2" wide x 5/16" high)
B (5/8" wide x 1/2" high)
C (7/8" wide x 5/8" high)
- Applications include: automotive (metal stamping), boxboard, fiberglass plants, tile manufacturing, building products, cement industry, and brick manufacturing.

SPECIALTY FABRICATIONS



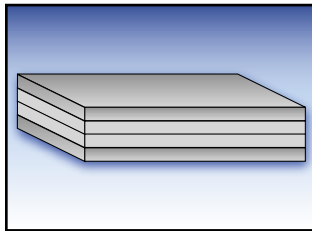
Custom Covers

A wide range of custom-compounded covers can be vulcanized or bonded to a selected base belt. Some popular covers include: open and closed cell sponge, white and black neoprene or hycar, Linatex, teflon, silicone and viton.



Stitching

Stitching is available to strengthen the lap area of a belt or to attach a fabric covering to protect the belt edge.



Laminations

Cured rubber, rubber belting or belting and rubber in various combinations can be vulcanized or bonded together to create thick pads and blocks.



Loop Belts

Specialty endless belt designed for handling sheets and other linens. Loops are welded to the belt to create soft, flexible loops for grabbing and folding.

AIR PERMEABLE FABRICS

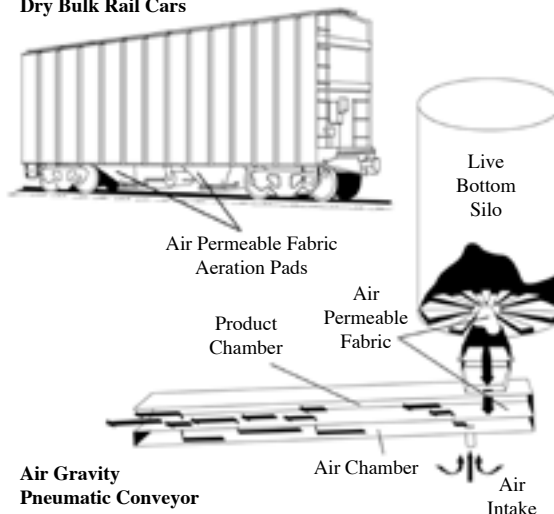
Air Permeable Fabrics

Beltservice is a full service, stocking distributor of the finest solid woven and nonwoven air permeable fabrics available. These fabrics are engineered specifically for air gravity conveyors and fluidized beds. All are carried in large inventories for fast delivery.

Nonwoven fabrics include Polyveyor and high temperature Polyveyor/Kevlar needled air permeable material. Woven 100% polyester fabric types are available in three styles of either low, medium, or high permeability.

Air permeable fabrics convey dry materials such as cement, alumina, flour, fly ash, silica sand, pumice, resins, chemicals, and barite. All styles are in stock and readily available. Call Beltservice for more information on our full line of air permeable fabrics.

Dry Bulk Rail Cars



Air Gravity Pneumatic Conveyor

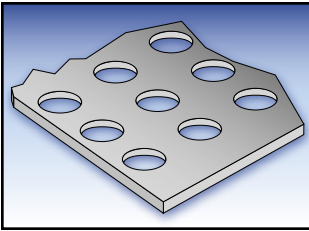
- 16-2** 2 Ply Solid Woven Cotton
- 16-3** 3 Ply Solid Woven Cotton
- 16-4** 4 Ply Solid Woven Cotton
- 16a** Polyveyor® .5 CFM Rated (#1950)
- 16b** Polyveyor® 1.5 CFM Rated (#1951)
- 16c** WPLP (Woven Polyester Low Permeability) Solid Woven Polyester
- 16d** WPMP (Woven Polyester Medium Permeability) Solid Woven Polyester
- 16e** WPHP (Woven Polyester High Permeability) Solid Woven Polyester
- 16f** Polyveyor/Kevlar

CUT PARTS



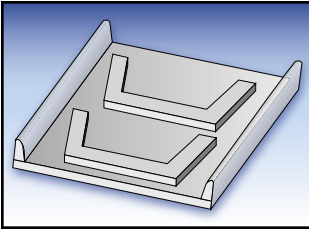
Precise shapes can be cut from any spec in Beltservice's inventory using advanced waterjet technology. A wide range of materials and dimensions can be cut with extreme precision when tolerances are critical. Exceptional edge quality is produced without inducing heat affected zones or mechanical stress. Raw materials maintain their structural integrity, and deburring is usually not required. Perforated belts can also be fashioned using our software-controlled waterjet system.

SPECIALTY BELTS



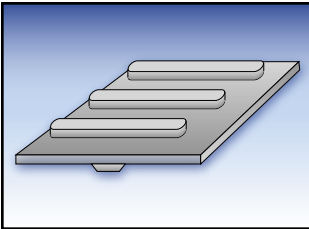
Sizing Belts

Holes of various diameters can be punched in the belt to allow items below a certain size to fall through. These kinds of belts are common in the agricultural industry where they are used to size fruits and vegetables.



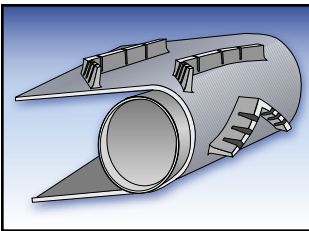
Solid Waste Disposal Belts

Beltservice offers a wide variety of belts for this growing industry. Popular items include flanged and cleated belts for sorting lines and incline conveying from the main tipping floor. This is a truly demanding application requiring high-quality construction.



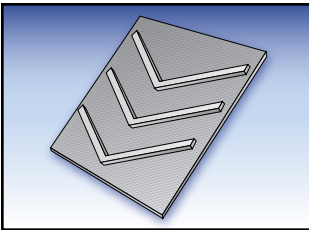
Trencher Belt

A very popular replacement item also known as a ditcher belt. This combination of cleats and tracking guide is universally used on ditch-digging and road construction equipment. Cleats and guides are hot molded to heavy duty belting for rugged severe service.



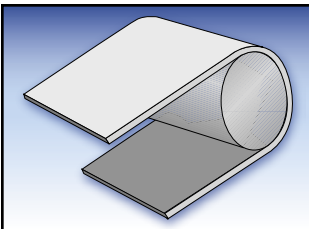
Roofers Belt

Every large roofing contractor has one or more portable conveyors which they haul to the new building job site and use to convey roofing materials – both bulk and bagged – up steep inclines. These belts generally feature notched chevron cleats up to 2" tall.



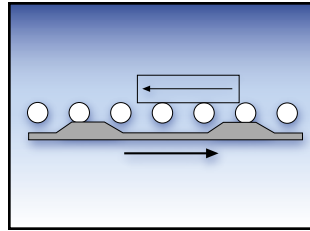
Scrap Metal Belt

Every scrap metal yard has one or more scrap metal conveyors. This severe application requires a heavy duty belt and cleats to withstand the cutting, gouging and abrasion of the scrap metal. Rubber chevron cleats as well as rubber or urethane cross cleats are recommended.



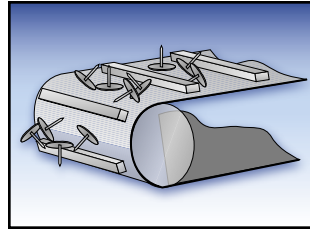
Die Stamping Belts

High quality belts for this brutal application. Urethane cover of belt is repeatedly cut into by the die cutter. The special construction "heals" itself, increasing the life of the belt.



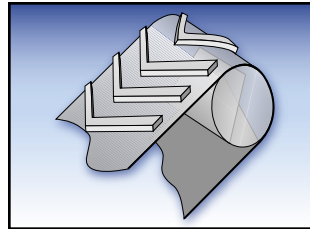
Exciter/Activator Belts

Also known as "ripple belt" pads, these pads can be made any length, thickness and width required. As the belt and pads travel underneath the carrier idlers, the pads contact the rollers and drive them, propelling a unit load forward. Available in rubber or in low durometer urethane.



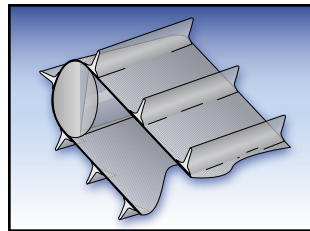
Urethane Cleated Belts for Small Pulleys and Nose Bars

Fabricated belt for applications requiring a cleated belt that must operate on very small pulleys. Urethane belts and cleats are resistant to abrasion. Cleats are welded into the belt to ensure superior adhesion.



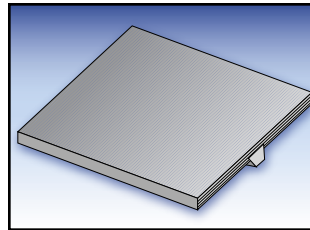
Cold Planer (Road Scalper) Belts

Cold planer belts are used on large portable roto-plane equipment used to remove old roadbed pavement. The belts carry the material to waiting trucks. Belts feature rubber belting with hot molded chevrons on close centers for high-volume conveying.



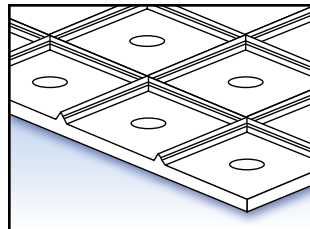
Cleated White Food Belt

Beltservice produces the widest variety and highest quality cleated white food belting available in the industry. Each cleat is hand crafted to a smooth finish leaving no place for bacteria or waste particles to collect. Fabrication materials are acceptable for use in FDA applications.



APC V-Guided Belt


Popular replacement belt for APC accumulation conveyors. The V-guide is recessed one ply into the carcass to improve the guide's ability to withstand lateral pressures. Available from stock in: smooth rubber covers, PVC covers, and pebbletop and rough top textures.



Wide Belt Sander Belts

Beltservice offers a variety of belts for wide belt sanding machines for the lumber industry. Both smooth and impression surface belts are available for these demanding applications. Popular covers are smooth, rough top and diamond top. Many styles also available.

SPECIALTY BELTS & COUGAR AGRICULTURAL BELTING




Feeder Belts

Feeder Belts

Beltservice manufactures a complete line of replacement belts for the most common weigh feeder machines on the market. Belts are available with or without flanges and bottom guides.

Flanges range from 1/2" to 2" tall and can be siped or notched for use on smaller diameter pulleys. Corrugated sidewalls from 1" to 16" are available for extra-large feeders.

Feeder belts are vulcanized endless for accuracy or feature mechanical fasteners for quick installation and change out. For plants with a variety of feeders of different lengths, bulk quantity feeder belt is available, ready to be cut to size. Flanges are available in standard 60 durometer or our special 40 durometer to handle small pulley diameters without siping.




Filtration Belts

Filtration Belts

Used in a variety of applications, including chemical, mineral, food and other process slurries, these belts are designed to remove liquids from solids. Beltservice filter belts feature rugged flanges, precision grooving, and clean perforations.

Construction of filter belts consists of lateral grooves with holes in the center of the belt from which the liquid escapes. Drainage holes are either in a fabric-free zone down the center of the belt or thoroughly sealed to prevent the liquid being drained from soaking into the fibers of the belt. Special flanges and sidewalls are available to keep the product being conveyed from spilling over the sides of the belt.

Wear Belts, which are sometimes located under the filter belts to reduce wear, are also available.



Blast Cleaning Tumbling Belts


Blast Cleaning Tumbling Belts

Tumbling belts for blast cleaning systems are available with a variety of hole patterns and cleat profiles and spacings. Unique custom designs and industry standards utilize Beltservice's patented Thermo-cure bonding process to permanently bond cleats and/or V-guides to the base belt. A variety of cleat profiles assure the proper tumbling action. Some of the more popular profiles include rounded, pyramid and rectangular shapes.


Blast belts are found in a number of metal finishing industries and are used to clean and deburr metal products. The belts are made to withstand extremely abrasive conditions in environments such as foundries, metal stamping, heat treating, small automotive-related parts manufacturers and rebuilders, etc.

Magnetic Separator Belts

Magnetic separator belts revolve around a magnet suspended over a conveyor. The magnet attracts unwanted metal from material being conveyed. Magnetic separators requiring a belt are often referred to as self-cleaning and can be found in a number of industries, including coal handling, cement, recycling, food production, and many others. These belts are available in compounds such as rubber, urethane, and PVC.



Separator belt with square cleat.




"Armor-Clad" separator belt.


COUGAR AGRICULTURAL BELTING

Roll belting for round balers. Call for details!


2 and 3 Ply Cover x Cover




3 Ply Mini Roughtop x Cover




3 Ply Roughtop x Cover



3 Ply Diamondtop x Cover



3 Ply Continuous Chevron x Cover



High-Quality Replacement Belting for Round Balers (Top and Bottom Belts)

Bottom Platforms
Tub Grinders
Bale Throwers
Feeder Wagons

Combine Pick-Ups
Forage Blowers
Hammermills
Tubeveyors

Feed Conveyors
Windrower Drapers
Swather Canvases


Baler Belts Available for Machines Manufactured By:

Allis Chalmers
Case
Ford / New Holland
Gehl

Hesston
International Harvester
John Deere
Massey-Ferguson

McKee
New Idea
Renn
Vermeer

And many others ...



Beltservice offers a complete line of dependable Clipper belt fasteners, Flexco Staple Lace and the tools to install both types of fasteners.



BELT WALL CORRUGATED SIDEWALL BELTING



Beltwall is one of the world's leading producers of cross-rigid corrugated sidewall belting. In the Western Hemisphere and Asia, Beltwall has an outstanding record of successful bulk handling installations.

Three factors contribute to Beltwall's superior performance on high-lift systems:

1. Beltwall's unique combination of fiberglass cross-rigid plies and special high-strength rubber create the most cross-rigid base belt available.
2. Beltwall's sidewall construction of fiber-loaded compounds keeps incidental cuts or tears from propagating.
3. Beltwall's urethane cleats bolted into cleat bases that are vulcanized to the base belt are more durable than rubber cleats of similar size. All Beltwall cleats are hot-vulcanized onto the base belt to ensure the highest adhesion levels possible.

Beltwall offers the widest variety of corrugated sidewalls in the industry – from 1" through 16" – with metric sizes readily available. Sizes above 5" are reinforced with a specially woven fabric ply to provide exceptional strength and performance.

BASIC CONFIGURATIONS

Beltwall belts carry material in any plane from horizontal to vertical. The most common conveyor shapes include straight incline, "L," and "S" shapes (see page 34) but almost any configuration is possible.

CONSTRUCTIONS

Each Beltwall belt consists of two corrugated sidewalls bonded to a cross-rigid base belt. The walls can be recessed for clearance and belt support through bend sections. Beltwall offers three distinct cleat profiles (see table on page 33) to provide optimal capacity at any angle. White food grade Beltwall belts are available with sidewalls from 1" to 5". These belts are acceptable for most applications governed by FDA regulations.

RUBBER COMPOUNDS AVAILABLE

Black Standard

Black Moderately Oil Resistant

Black High Heat Resistant

Black High Oil Resistant

Black Flame Retardant (MSHA Approved)

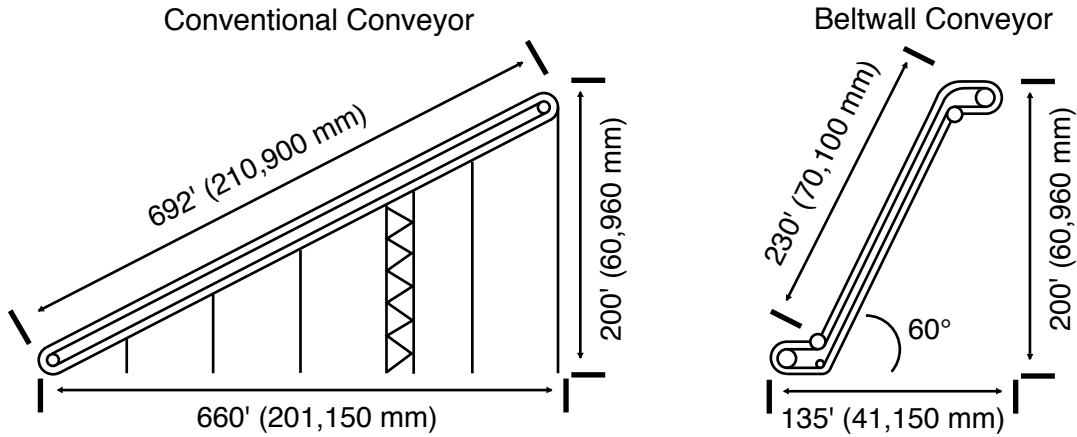
White Oil and Fat Resistant (FDA)



All Beltwall products are packaged to ensure they arrive in "factory new" condition, whether shipped across the state, country, or world.

BELT WALL CORRUGATED SIDEWALL BELTING

STEEP INCLINE CONVEYING UP TO AND INCLUDING 90°



Large savings in structural steel and components have made Beltwall's steep incline conveyor belts an economical alternative to conventional conveyors and bucket elevators. Beltwall works with knowledgeable local distributors or equipment manufacturers that provide all the support you need in over 40 countries.

BELT WALL COMPONENTS

SIDEWALLS	Type 1				Type 2				Type 3			Type 4	
	1" 25 mm	1-1/2" 38 mm	2" 51 mm	2-1/2" 64 mm	3" 76 mm	4" 102 mm	5" 127 mm	6" 152 mm	8" 203 mm	10" 254 mm	12" 305 mm	16" 406 mm	
Height	(Sidewall Heights 6" and above are fabric reinforced)												
CLEATS	I				I or I(B)				I or I(B)			IB	
	1/2" 13 mm	1" 25 mm	1-1/2" 38 mm	2" 51 mm	2-1/2" 64 mm	3-1/2" 89 mm	4-1/2" 114 mm	5-1/2" 140 mm	7-1/2" 190 mm	9-1/2" 241 mm	11-1/4" 286 mm	15-1/4" 387 mm	
C					C								
		1" 25 mm	1-1/2" 38 mm	2" 51 mm	2-1/2" 64 mm	3-1/2" 89 mm	4-1/2" 114 mm	5" 127 mm					
S					S or S(B)				S or S(B)			S(B)	
							4-1/2" 114 mm	5-1/2" 140 mm	7-1/2" 190 mm	9-1/2" 241 mm	11-1/4" 286 mm	15-1/4" 387 mm	

Any intermediate size sidewall or cleat is available upon request.
 * 5-1/2" cleat available in hot molded rubber or 2 piece urethane construction.

(B) Optional two-bolt attachment of cleats to sidewalls
B Two-bolt attachment of cleats to sidewalls

BELT WALL CORRUGATED SIDEWALL BELTING

DESIGN INFORMATION DATA SHEET

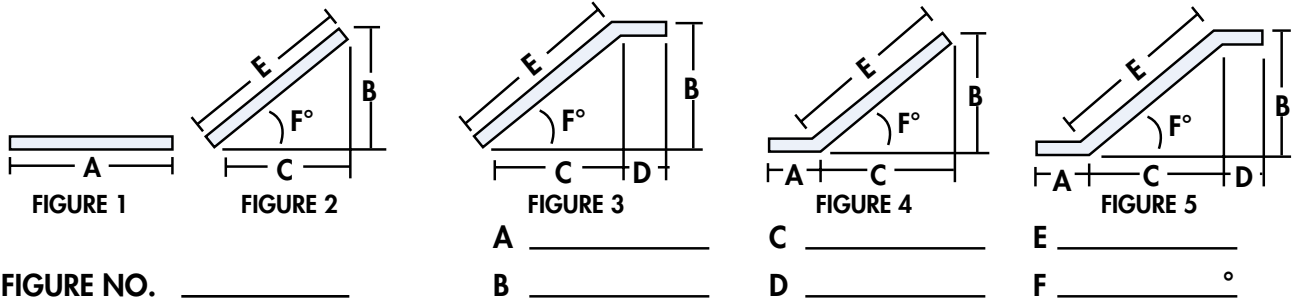
Customer: _____
 Address: _____
 City/State/Zip: _____
 Reference: _____
 Customer Class: User OEM Dist Sales Territory: _____

Date: _____
 Contact: _____
 E-Mail: _____
 Phone: (____) _____
 Fax: (____) _____

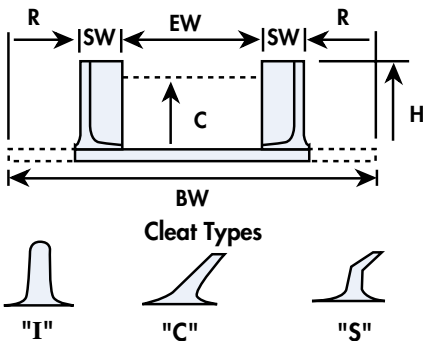
DESIGN INFORMATION -- ALL BELTS

Material: _____ Max. Temperature: _____
 Required Capacity: _____ (STPH) Oily Condition? Yes No
 Density: _____ (lbs./cu.ft.) Moisture? _____ %
 Angle of Surcharge: _____ ° Belt Width Preference? _____
 Lump Size: Min. _____ Max. _____ Belt Speed Preference? _____

CONFIGURATION



EXISTING BELT



Belt Length _____
 Belt Width (BW) _____
 Sidewall Height (H) _____
 Sidewall Recess (R) _____
 Sidewall Width (SW) _____
 Effective Width (EW) _____
 Belt Speed _____
 Belt Type _____
 Covers _____
 Cleat Height (C) _____
 Cleat Type _____
 Cleat Spacing _____
 Pulley Dia. _____
 End Prep. _____

NOTES:



Written up by: _____

Photocopy, complete and FAX to: (314) 344-8511
 or email: beltwall@beltservice.com

BELT ACCESSORIES

Alligator Lace

Beltservice supplies a complete inventory of sizes, lengths and types.



Alligator Plastic Rivet Fastener

Rugged plastic fastener for black and food grade belts. Installed in the factory or in the field with special tools.



Belt Dressing

Used to increase traction between belt and pulley and as a preservative.

- Liquid
- Aerosols
- Bar
- Neatsfoot Oil

Belt Scrapers (Urethane)

Available in various hardness and compounds, including food grade.

Clipper Lace

The full range of sizes, types, lacers, accessories.



Cold Vulcanizing Cements

- Rubber
- PVC
- Hot or Cold Bond

For splicing belts endless; bonding cleats, flanges, V-guides; laminations; lagging pulleys; bonding rubber to metal; repairing belts. **For use in field or shop.**

Edge Sealing

- Latex
- Urethane

Used to seal belt edges to protect against fraying and moisture penetration.

Elevator Belts and Nuts

To join elevator belt ends. Overlap-butt joint-pad joint; most popular sizes in stock.

Elevator Buckets

A wide variety of sizes and styles are available for most any elevating application.



Flexco Fasteners

- Plate Type
- Rivet Type
- Hinged Type



Leader Wire Pins

Recommended for belts 48" and wider to make inserting the nylon-covered cable easier.

Comes complete with leader wire, connecting sleeve, and nylon-covered cable pin.

Leather Products

Flat belt, round leather belt, lace leather, leather washers.

Minet Fasteners

Mechanical fasteners for a wide variety of conveying applications.

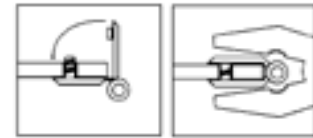


Plastic Fasteners

Will beat metal detector units; ideal for food industry; can be steam sterilized; resists most chemicals; easily installed.

Constructed of a plastic nylon suitable for lightweight conveyor belting. It is economical compared to vulcanizing and can be separated for fast installation and removal. Unlike conventional metal fasteners it is safe to operators and will not damage goods that are conveyed. Available in packages sufficient to lace 24"-wide belts. Size B, C, & D.

A reusable template is required for each use.



Pulley Lagging

Smooth, seamless urethane, drive screws, lagging cement.

Pulleys

- Conveyor/Elevator
- Winged Pulleys
- Paper Pulleys

Rubber Splice Kits

Component materials furnished for splicing belts endless in field or shop.

Sewing Machine Belt

- Round Leather
- V-O-V Type

Aerosols to Lubricate

- Silicone Spray

Spiral Lace

Mechanical fastener vulcanized into belt. Allows use on extremely small diameter pulleys.

Tatch-A-Cleat

Bolt-on cleats in a variety of compounds including rubber and PVC. Quickly attaches to belt, and is easily removed.



Urethane Round Belt

- Solid
- Hollow
- Plastic Fasteners

Urethane Splice Kits

To cover lacing so product will not mar.

For more information on lacing and mechanical fasteners, see page 25.

Skirtboard Rubber/Chute Lining

Used at the point of loading for guiding product onto the center of the belt and for protecting metal parts. Also useful for lining metal and wood chutes, hoppers, and troughs. Commonly found in construction, sand and gravel operations, quarries and mines, and in feed and grain applications.

84 1/4" Skirtboard

85 3/8" Skirtboard

85a 1/2" Skirtboard

85b 3/4" Skirtboard

85c 1" Skirtboard

Conveyor Belt Selection - Analysis Data Sheet

Material _____ Wt./Cu. Ft. _____ Lbs. Max. Lump Size _____ In. % Fines _____
 Max. Temp _____ F° Avg. Temp _____ F° Oil Condition _____
 Abrasion: Slight Moderate Extreme
 Other Conditions: _____

Total Belt Length _____ Ft. Belt Width _____ In. Capacity _____ Max. TPH _____ Belt Speed _____

Indicate whether conveyor is:
 Horizontal Incline Decline
 HORIZONTAL: Give Horizontal C-C _____ Ft.
 INCLINE (or DECLINE): Give Horizontal C-C _____ Ft. or Contour C-C _____ Ft.
 Give Vertical C-C _____ Ft. or Angle of Slope _____ Ft.

Drive: No. of Drive Pulleys _____ Location: Tall Return Run Head
 Arc of Contact _____ ° Wrap: Lagged Bare
 Motor Type _____
 Type of Starting _____

Idlers: Idler Angle _____ ° Spacing: Carrying _____ Ft. _____ In. Return _____ Ft. _____ In.
 Diameter: Carrying _____ In. Return _____ In.
 Type: High Grade Roller Bearing Standard Antifriction Special Type, Describe: _____

Loading Point: Type: _____ Spacing: _____ Ft. _____ In.
 Takeup: Screw Gravity or Automatic Takeup Travel: _____ Ft. _____ In.
 Takeup Location _____ Actual Takeup Wt. _____ Lbs.

Splice: Vulcanized Splice Mechanical Fastener, Type: _____

Pulley Diameters: Drive _____ In. Drive Snub _____ In. Head _____ In. Head Snub _____ In.
 Takeup _____ In. Takeup Bend _____ In. Tail _____ In. Tripper _____ In.

Loading Conditions: From _____ Loading Point _____

Total Vertical Drop _____ Ft. [Made up of _____ Ft. free fall and _____ Ft. of vertical height on loading chute at _____ ° angle to horizontal]

Discharge: End Plow Tripper, Lift _____ Ft. Other _____

Previous Conveyor Belt: Width _____ In. Fabric _____ Plies _____
 Quality _____ Top Cover _____ In. Pulley Cover _____ In.
 Manufacturer _____ Life _____

Pattern of Belt Failure: Ply Separation Carcass Breaks Cover Worn Off Other _____

Elevator Belt Selection - Suspended Weight Method

This chart, when filled in completely, will indicate the proper elevator belt to use in terms of tension. Other factors such as bucket projections, chemical and/or heat exposure, and service conditions will influence the type of belt to select.

Drive Info: _____ **Elevator Centers** _____ **Length & Width of Belt** _____ **Material/Cu. Ft.** _____
Type & Size of Buckets: **Bucket Capacity** _____ **Bucket Spacing** _____ **No. of Rows** _____

1. **Empty Buckets** _____ × _____ Lbs. = _____ Lbs.
 (No. of Buckets on Ascending Side) (Weight of Each Bucket) (Weight of Buckets)

2. **Load in Buckets** a. _____ ÷ **1728** Lbs. = _____ Lbs.
 (Cu. In. Operating Capacity Each Bucket) (Cubic Inches per Cubic Foot) (Cu. Ft. per Bucket)
 b. _____ × _____ Lbs. = _____ Lbs.
 (Cu. Ft. per Bucket) (Weight of Material per Cu. Ft.) (Weight of Material per Bucket)
 b. _____ × _____ Lbs. = _____ Lbs.
 (Weight of Material per Bucket) (No. of Buckets on Ascending Side) (Weight of Material)

3. **Belt Weight** _____ × _____ Lbs. = _____ Lbs.
 (No. of Ft. of Belt on Ascending Side) (Weight of Belt per Linear Ft.) (Weight of Belt)

4. **Tension** _____ [Add Results of Nos. 1, 2c and 3 Above] = _____ Lbs.
 (Tension)


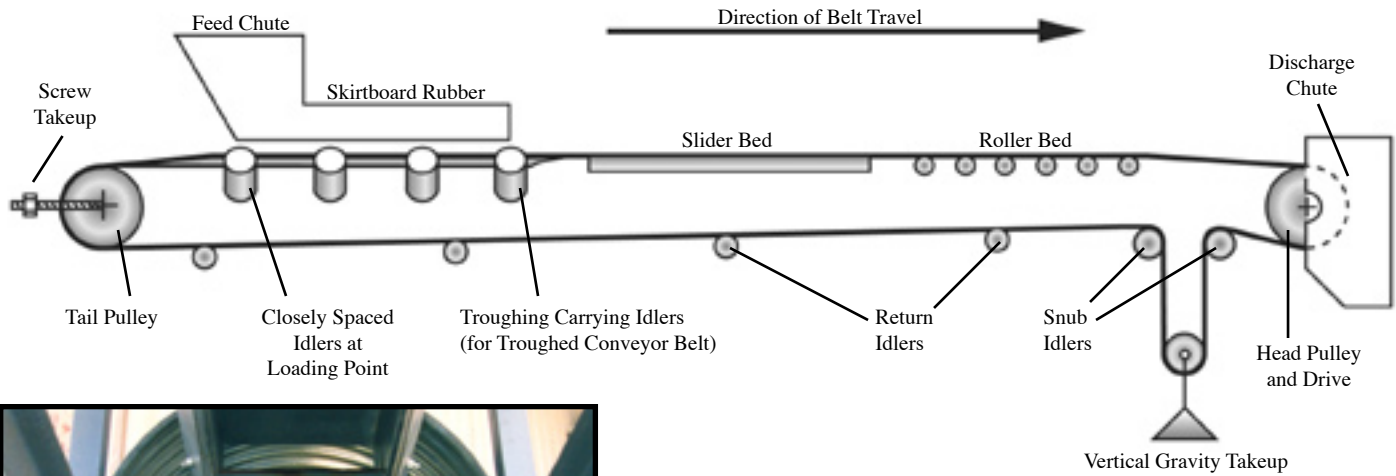
5. **Maximum Tension** _____ × **1.25** = _____ Lbs.
 (Tension) (Dig Factor) (Maximum Tension)

6. _____ ÷ _____ = _____ Lbs.
 (Maximum Tension) (Width of Belt) (Max. Tension per In. of Width)

7. **Select belt with next highest rated tension figure. Double check minimum bucket projection allowed for selected belt.**

CONVEYOR TERMS AND DEFINITIONS

The following schematics with terms and definitions are included here to help enable Beltservice distributors to better discuss their conveyor belt needs with our salespeople so that the right belt is selected for the application.

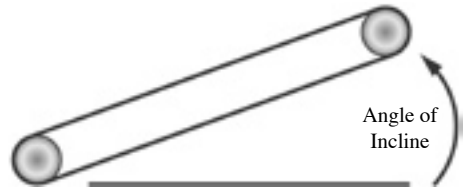


Troughing Idlers
Normally – 20° 35° 45°

CONVEYOR TERMS



Horizontal Conveyor



Incline Conveyor

Angle of Incline

The degree a conveyor is tilted from horizontal.

Return Idler

Idlers used to support belt as it passes underneath the conveyor structure.

Snub Idler

Idler used to increase the amount of belt in contact with the pulley or to deflect the belt in a different direction. Snubbing a belt near a pulley can increase the effectiveness of the pulley.

Drive Pulley

Pulley connected to a power source used to drive conveyor. Usually the drive pulley is the head pulley, but on some kinds of systems, including many package handling conveyors, the drive pulley is located underneath the conveyor.

Roller Bed

Free-wheeling, usually closely spaced rollers used to support the conveyor structure.

Tail Pulley

Pulley at the beginning of the carrying run of the conveyor. The tail pulley is usually free-wheeling.

Gravity Takeup

Device used to remove slack and stretch in a conveyor belt. A free weight is suspended from an idler on the return side of the belt. The takeup is free to lower as needed to remove any slack as the belt is operated. The gravity takeup is usually located as close to the drive pulley as possible.

Screw Takeup

Device utilizing a bolt construction used to lengthen the conveyor to remove slack in the conveyor belt. By moving a bolt, the tail pulley is pushed away from the head pulley thus removing slack from the belt.

Troughing Idlers

Grouping of idlers on the carrying side of the conveyor designed to make the conveyor belt curve into a cupped shape, increasing conveyor capacity. Troughing idlers are usually 20°, 35°, or 45°.

Head Pulley

Pulley at discharge end of belt. The head pulley is usually powered by conveyor drive source. Pulley “pulls” belt along the conveyor.

Slider Bed

Smooth, flat surface (usually steel or wood) on which the loaded conveyor belt rides.

Skirtboard Rubber

Skirtboard rubber is primarily used at the loading point to guide product into the center of the belt and to prevent spillage.

BELT APPLICATIONS

Message to Distributor Salespeople -

The following is a list of industries, applications and types of machinery that use belting. Call on these industries and ask for the replacement and/or new installation business.

Aluminum Industry

Bath
Cans
Coke
Extrusion Plants

Automotive Industry

Belt Wrappers
Magnetic Conveyor
Metal Stampings
Scrap Conveyors
Steel Sheer Lines

Baking Industry

Biscuit Conveyors
Bread Conveyors
Cake Conveyors
Cartons (Incline & Decline)
Chocolate Cooling Tunnel Belts
Chocolate Enrober Bottom Belts
Depanning Lines
Finished Product Lines
Slicers & Wrappers
Stackers (Endless)

Brewing Industry

Can Elevators
Carton Sealers

Building Materials Industry

Ceramics
Gypsum Products
Roofing and Siding
Structural Clay Products

Bulk Sea Transportation Industry

Ship Loaders
Ship Unloaders

Candy and Confectionery Shops

Conveying Raw Chocolate or Cocoa
Incline Belts
Sorting Tables
Packaging Machines

Canning and Freezing Industry

Carton Conveyors (can)
Case Sealers
Elevators
Filling and Packaging
Full Case Elevators
Harvesters and Loaders
Scrap Conveyors
Shear Lines
Spinner Lines
Tomato Harvesters

Folding Box and Carton Industry

Assemblers
Cartons
Corrugated Box Plants
Die Cutter - Feed Belts
Folder Gluer
Paper Box and Container Plants
Perforated Vacuum Belts
Printer-Slotter Machines
Stacker Belts
Wrapper - Paper Feed Belts

Construction Industry

Portable Batch Conveyors
Road Scalpers
Roofing Belts
Sand and Gravel

Drugs and Cosmetics

Automated Warehouse Lines
Oily Chemical Preparations
Process and Packaging Lines
Transfer and Packaging Lines

Fertilizer Industry

Dryer Belts

Fruit, Vegetable and Fish Packing Plants

Asparagus Cutting Lines
Cereals
Dried Fruits, All kinds
Nut Processing
Potato Harvesting
Scrap Belts Under Cutting Lines
Sizer Belts
Sorting Tables
Whole Fish

Glass Industry

Cullet Conveying
Scrubbers

Grain Industry

Elevator Belts
Tubeveyors

Lumber Industry

Log Docks
Log Sorters
Sanding Belts
Sawmill Waste
Wood Chips

Manufacturing

Inspection Lines
Sorting Lines
Parts Delivery
Shipping

Masonry Industry

Conveying Cement to Automatic
Cinder Block Machine

Metal Working and Steel Mill Industry

Belt Wrappers
Blast Belts
Classifiers
Shear Lines
Stackers
Stamping Conveyors
Tin Plate Conveyors

Mining Industry

Coal
Ores
Minerals
Quarries
Rock
Sand and Gravel

Packaging Industry

Wrapping
Packaging
Casing
Cartoning
Bottling
Plastics - Molding and Extruding
Accumulation
Inclines

Paper Industry

Pulp Conveying
Sludge Dewatering
Wood Chip Conveying

Power Industry

Magnetic Separator Belts
Sampling Belts
Weigh Feeder Belts

Printing and Publishing

Collators
Folders - Feed and Delivery Tapes
Joggers and Stackers
Sheeters
Strippers
Trimmers

Railroad Industry

Hopper Car Unloaders

Recycling Industry

Comingled Recyclables
Portable Conveyors
Scrap Metal Recycling

Sewage Treatment Industry

Sludge Belts
Filter Cake Belts

Shoe Industry

Die Cutting Pads

Soap Industry

Bin Unloaders
Bucket Conveyors
Carton Sealers
Live Roller Case Conveyors
Sealer Machine - Compression and Carrier Belts
Wrapper Machine - Feed and Discharge Belts

Tobacco Industry

Carton Conveyors
Inspection Conveyors
Packaging Conveyors
Sizing Conveyors

For additional information about belting applications, contact your nearest Beltservice branch.

USEFUL INFORMATION

Many considerations of factors determine the selection of the best belt for the job. The following information will aid you in this process. Assistance is available for the asking.

Key to Symbols

C - Center to Center distance (In.)	G2 - Load per Hour (Lbs.)	RPM - Revolutions per Minute
D - Diameter of Drive Pulley (In.)	L - Belt Length (In.)	S - Speed, Ft. per Minute (FPM)
d - Diameter of Tail Pulley (In.)	P - Product Weight (Lbs.)	

Belt Length	Belt Speed in Feet per Minute	Maximum Product Weight on Belt at Any One Time
<p>For a pulley system <i>with no snub pulley</i>:</p> $L = \left(\frac{D+d}{2} \times 3.1416 \right) + 2C$	$S = D \times \text{RPM} \times .2618 \times 1.021$	<p>When load is known by <i>pounds per hour or tons per hour</i>:</p> $P = \frac{G2}{S \times 60 \text{ (minutes)}} \times C \text{ (Ft.)}$

Fabric Designation

Carcass	U.S.	Metric
Poly/Nylon	PN	EP
Nylon/Nylon	NN	PP
Ply/Poly	PP	EE

Coefficient of Friction (Belt to Slider Bed or Rollers)

Belt	Steel or Aluminum Slider Bed	Metal Rollers
FS Pulley Side	.30 to .35	.05 to .10
Bare Duck or BB Side	.20 to .25	.05 to .10
Cover on Pulley Side	.50 to .55	.05 to .10

Calculating Length of A Roll of Belting

Add together the diameter of the roll and diameter of the hole in inches and divide the result by 2. Multiply by 3.14 and by the number of coils in the roll. This gives the length in inches. Divide by 12, and you will have the approximate number of feet in the roll.

Determining Belt Length When Snub or Takeup Pulleys Are Present

Steel Tape Measurement - STM, also known as the I.C. or inside circumference, is a common method where the takeup is placed in a position that allows for easy installation and adequate takeup. The steel tape is run through the system on the same track the belt would run. Care must be taken to make sure the tape touches all pulleys. The belt may be tracked to one side or removed to accommodate this method as the tape must touch only the pulleys and not the belt for an accurate STM measurement.

Calculating Length of A Roll of Belting

Net Endless Length (NEL) - From an existing belt, this measurement is made by placing the ENDLESS belt to be measured on a table or floor. A mark is made on the cover and corresponding mark on the table or floor. The belt is rolled forward until the mark comes back. Place another corresponding mark on the table or floor. Move the belt aside and measure the distance between the two marks. This measurement represents the NEL measurement or Net Endless Length.

METRIC CONVERSIONS

EQUIVALENTS

	US to Metric	Metric to US
Length	1 inch = 25.4 millimeters 1 inch = 2.54 centimeters 39.37 inches = 1 meter 1 foot = .3048 meter 1 mile = 1.609 kilometers	1 millimeter = .03937 Inch 1 centimeter = .3937 inch 1 meter = 39.37 inches 1 meter = 3.2808 feet 1 kilometer = .6214 mile
Area	1 square inch = 6.4516 square centimeters 1 square foot = 929.03 square centimeters 1 square foot = .0929 square meters	1 square centimeter = .155 square inches 1 square centimeter = .0011 square feet 1 square meter = 10.76 square feet
Weight	1 ounce = 28.35 grams 1 pound = .4536 kilograms 1 ton = .9072 metric ton	1 gram = .0353 ounce 1 kilogram = 2.2046 pounds 1 metric ton = 1.1025 tons (2205 pounds)
Temperature	32°F = 0°C	0°C = 32°F
Volume	1 cubic inch = 16.3871 cubic centimeters 1 cubic foot = .0283 cubic meter 1 cubic yard = .7640 cubic meter 1 quart = .9463 liter 1 gallon = 3.7853 liters	1 cubic centimeter = .0610 cubic inch 1 cubic meter = 35.3145 cubic feet 1 cubic meter = 1.3080 cubic yards 1 liter = 1.0567 quarts 1 liter = .2642 gallons
Speed	1 foot per minute = .0051 meters per second	1 meter per second = 196.8504 feet per minute
Force	1 pound per square inch = .0703 kilograms per square centimeter 1 pound per square inch = .00689 megapascals 1 pound force = 4.5352 newtons	1 kilogram per square centimeter = 14.2248 pounds per square inch 1 megapascal = 145.0377 pounds per square inch 1 newton = .2205 pounds force

CONVERSION FORMULAS

	US to Metric	Metric to US
Length	inches × 25.4 = millimeters inches × 2.54 = centimeters inches × .0254 = meters yards × .914 = meters miles × 1.609 = kilometers	millimeters × .0394 = inches centimeters × .394 = inches meters × 39.37 = inches meters × 1.1 = yards kilometers × .6214 = miles
Area	square inches × 6.4516 = square centimeters square feet × .0929 = square meters square yards × .8361 = square meters	square centimeters × .1550 = square inches square meters × 10.76 = square feet square meters × 1.1960 = square yards
Weight	ounces × 28.3500 = grams pounds × .4536 = kilograms tons × .9072 = metric tons	grams × .0353 = ounces kilograms × 2.2046 = pounds metric tons × 1.1025 = tons
Temperature	(°F - 32) × .556 = °C	(°C × 1.8) + 32 = °F
Volume	cubic yards × .7646 = cubic meters quarts × .9463 = liters gallons × 3.7852 = liters	cubic meters × 1.3079 = cubic yards liters × 1.0567 = quarts liters × .2642 = gallons
Speed	feet per minute × .0051 = meters per second	meters per second × 196.85 = feet per minute
Density	pounds per cubic foot × 16.0180 = kilograms per cubic meter	kilograms per cubic meter × .0624 = pounds per cubic foot
Force	pounds per inch × .1786 = kilograms per centimeter pounds per square inch × 6.8947 = kilopascals PIW rating × 1.7856 = EP rating pounds × 4.352 = newtons pounds per inch × 1.7855 = newtons per centimeter	kilograms per centimeter × 5.5997 = pounds per inch kilopascals × .1450 = pounds per square inch EP rating × .5600 = PIW rating newtons × .2205 = pounds newtons per centimeter × .5601 = pounds per inch
Power	horsepower × .7457 = kilowatts	kilowatts × 1.341 = horsepower
Exchange Rates	\$PIW × 129.1671 × exchange rate = foreign currency per square meter	Foreign currency per square meter ÷ exchange rate ÷ 129.1671 = \$PIW

Catalog Item Number	Belt Description	Color	Thickness	Covers	Working Tension Per Inch Width	
FOOD HANDLING BELTING						
1	2 Ply 15 oz. White Nitrile COS	White	3/32"	3/64" x FS	35 lbs.	
2	3 Ply 15 oz. White Nitrile COS	White	1/8"	3/64" x FS	52 lbs.	
3	4 Ply 15 oz. White Nitrile COS	White	5/32"	3/64" x FS	64 lbs.	
4	5 Ply 15 oz. White Nitrile COS	White	3/16"	3/64" x FS	80 lbs.	
5	2 Ply Poly 60 White Nitrile COS	White	5/64"	1/32" x FS	60 lbs.	
6	3 Ply Poly 90 White Nitrile COS	White	3/32"	1/32" x FS	90 lbs.	
7	2 Ply Poly 90 White Nitrile COS	White	7/64"	3/64" x FS	90 lbs.	
8	3 Ply Poly 135 White Nitrile COS	White	5/32"	3/64" x FS	135 lbs.	
8a	3 Ply Poly 135 White Nitrile 1/32" x 1/32"	White	5/32"	1/32" x 1/32"	135 lbs.	
8b	2 Ply Poly 100 White RMV COS	White	1/8"	3/64" x FS	100 lbs.	
8c	3 Ply Poly 150 White RMV COS	White	9/64"	3/64" x FS	150 lbs.	
9	3 Ply Poly 90 White Butyl COS	White	3/32"	1/32" x FS	90 lbs.	
10	3 Ply Poly 90 White Teflon COS	White	1/16"	.002" Teflon x FS	90 lbs.	
10a	5 ply CN40 White Teflon COS	White	1/4"	.002" Teflon x FS	150 lbs.	
11	2 Ply Poly 60 White Nitrile Pebbletop	White	3/32"	Pebbletop x FS	60 lbs.	
12	3 Ply Poly 90 White Nitrile Pebbletop	White	1/8"	Pebbletop x FS	90 lbs.	
13	3 Ply Poly 135 White Nitrile Meatcleat	White	1/4"	1/8" V-rib on 1"	135 lbs.	
14	3 Ply 90 Green Nitrile COS	Green	3/32"	CC x FS	90 lbs.	
15a	3 Ply 135 Tan Nitrile COS	Tan	5/32"	1/32" x FS	135 lbs.	
15b	7 Ply 210 Tan Nitrile COS	Tan	5/16"	3/64" x FS	210 lbs.	
16-2	2 Ply Solid Woven Cotton	White	3/32"	3/64" x FS	45 lbs.	
16-3	3 Ply Solid Woven Cotton	White	1/8"	Untreated	75 lbs.	
16-4	4 Ply Solid Woven Cotton	White	3/16"	Untreated	110 lbs.	
17	PVC - 450 White C x C	White	23/64"	C x C	450 lbs.	
18	PVC - 200 White C x C	White	15/64"	C x C	200 lbs.	
20	PVC - 120 White C x FS	White	9/64"	C x FS	120 lbs.	
21	PVC - 90 White C x FS	White	7/64"	C x FS	90 lbs.	
22	PVC - 100 White Roughtop x FS	White	17/64"	RT x FS	100 lbs.	
23	PVC - 100 White Chevrn Top II x FS	White	7/32"	CT II x FS	100 lbs.	
23a	PVC - 120 White Crescent Top x FS	White	9/32"	CT x FS	120 lbs.	
AIR PERMEABLE FABRICS						
16-2	2 Ply Solid Woven Cotton	White	3/32"	Untreated	45 lbs.	
16-3	3 Ply Solid Woven Cotton	White	1/8"	Untreated	75 lbs.	
16-4	4 Ply Solid Woven Cotton	White	3/16"	Untreated	110 lbs.	
16a	Polyveyor .5 CFM Rated (#1950)	White	1/4"	NA	60 lbs.	
16b	Polyveyor 1.5 CFM Rated (#1951)	White	1/4"	NA	60 lbs.	
16c	WPLP Solid Woven Polyester	White	1/4"	NA	180 lbs.	
16d	WPMP Solid Woven Polyester	White	7/32"	NA	120 lbs.	
16e	WPHP Solid Woven Polyester	White	3/16"	NA	90 lbs.	
16f	Polyveyor/Kevlar	Yellow/White	3/8"	Kevlar Top	45 lbs.	
LIGHT DUTY BELTING						
24	3 Ply Brown Nitrile FBS	Brown	1/16"	FBS	36 lbs.	
25	5 Ply Brown Nitrile FBS	Brown	7/64"	FBS	60 lbs.	
26	7 Ply Brown Nitrile FBS	Brown	5/32"	FBS	84 lbs.	
26a	9 Ply Brown Nitrile FBS	Brown	13/64"	FBS	108 lbs.	
27	4 Ply Poly 180 Black Heavy-Duty Nitrile FBS	Black	5/32"	FBS	180 lbs.	
27a	4 Ply Poly 180 Black Neoprene FBS-SC	Black	7/64"	FBS	180 lbs.	
28	5 Ply Poly 225 Black Heavy-Duty Nitrile FBS	Black	11/64"	FBS	225 lbs.	
29	2 Ply 15 oz. C-P Black Nitrile COS	Black	3/32"	3/64" x FS	35 lbs.	
30	3 Ply Poly 135 Black Nitrile COS	Black	9/64"	3/64" x FS	135 lbs.	
31	2 Ply Poly 60 Black Checkout Belt	Black	1/16"	1/32" PVC/Buna Blend x FS	60 lbs.	
32	4 Ply Tan Sliptop	Tan	1/8"	Hardwoven Nylon x FS	48 lbs.	

FOOD HANDLING BELTING

AIR PERMEABLE FABRICS

LIGHT DUTY BELTING

Conveying and Power Transmission

	Cat. Item No.	Safe Work Load PIW Elevator- Allowable	Safe Work Load PIW Elevator- Preferred	Maximum Bucket Projection	Minimum Pulley Diameter Conveyor - Elevator	Temp.	Min. Pulley Diameter	Approx. Wt. Lbs. Per Inch Width	Clipper Lace	Alligator Lace
	1	NA	NA	NA	NA	0°/250°F	2"	.056 lbs.	#1A	#7
	2	NA	NA	NA	NA	0°/250°F	2-1/2"	.075 lbs.	#1	#15
	3	NA	NA	NA	NA	0°/250°F	3"	.107 lbs.	#2	#20
	4	NA	NA	NA	NA	0°/250°F	4"	.098 lbs.	#4	#25
	5	NA	NA	NA	NA	0°/250°F	1-1/2"	.044 lbs.	#1D	#1
	6	NA	NA	NA	NA	0°/250°F	2"	.062 lbs.	#1A	#7
	7	NA	NA	NA	NA	0°/250°F	2"	.062 lbs.	#1A	#7
	8	NA	NA	NA	NA	0°/250°F	2-1/2"	.075 lbs.	#2	#15
	8a	NA	NA	NA	NA	0°/250°F	3"	.107 lbs.	#2	#20
	8b	NA	NA	NA	NA	0°/180°F	2"	.062 lbs.	#1	#7
	8c	NA	NA	NA	NA	0°/180°F	3"	.075 lbs.	#2	#15
	9	NA	NA	NA	NA	-65°/300°F	Hot 1-1/2"/Cold 4"	.056 lbs.	#1A	#7
	10	NA	NA	NA	NA	0°/250°F	2-1/2"	.050 lbs.	#1D	#1
	10a	NA	NA	NA	NA	0°/250°F	6"	.107 lbs.	#4	#25
	11	NA	NA	NA	NA	0°/250°F	2"	.050 lbs.	#1A	#7
	12	NA	NA	NA	NA	0°/250°F	2-1/2"	.062 lbs.	#1	#15
	13	NA	NA	NA	NA	0°/250°F	2-1/2"	.093 lbs.	#1	#7
	14	NA	NA	NA	NA	0°/250°F	2"	.056 lbs.	#1A	#7
	15a	NA	NA	NA	NA	0°/250°F	2-1/2"	.081 lbs.	#2	#15
	15b	NA	NA	NA	NA	0°/250°F	8"	.163 lbs.	#5	#35
	16-2	NA	NA	NA	NA	-40°/225°F	1-1/2"	.032 lbs.	#1	#7
	16-3	NA	NA	NA	NA	-40°/225°F	2"	.044 lbs.	#1	#7
	16-4	NA	NA	NA	NA	-40°/225°F	3"	.056 lbs.	#3	#20
	17	450 lbs.	350 lbs.	9"	10" – 14"	0°/180°F	10"	.194 lbs.	#6	#45
	18	200 lbs.	185 lbs.	6"	6" – 8"	0°/180°F	6"	.131 lbs.	#4-1/2	#27
	20	NR	NR	NR	2-1/2" – NR	0°/180°F	2-1/2"	.069 lbs.	#2	#15
	21	NR	NR	NR	1-1/2" – NR	0°/180°F	1-1/2"	.062 lbs.	#1	#7
	22	NR	NR	NR	2-1/2" – NR	0°/180°F	2-1/2"	.094 lbs.	#1	#7
	23	NR	NR	NR	2-1/2" – NR	0°/180°F	2-1/2"	.081 lbs.	#1	#7
	23a	NR	NR	NR	2-1/2" – NR	0°/180°F	2-1/2"	.075 lbs.	#1	#7
	16-2	NA	NA	NA	NA	-40°/225°F	1-1/2"	.032 lbs.	#1	#7
	16-3	NA	NA	NA	NA	-40°/225°F	2"	.044 lbs.	#1	#7
	16-4	NA	NA	NA	NA	-40°/225°F	3"	.056 lbs.	#3	#20
	16a	NA	NA	NA	NA	-60°/310°F	NA	.062 lbs.	NA	NA
	16b	NA	NA	NA	NA	-60°/300°F	NA	.050 lbs.	NA	NA
	16c	NA	NA	NA	NA	-60°/300°F	4"	.075 lbs.	#4	#27
	16d	NA	NA	NA	NA	-60°/300°F	4"	.069 lbs.	#5	#35
	16e	NA	NA	NA	NA	-60°/300°F	3"	.062 lbs.	#3	#25
	16f	NA	NA	NA	NA	500°F Continuous 600°F Intermittent	4"	.050 lbs.	#4	#27
	24	NA	NA	NA	NA	0°/250°F	3/4"	.038 lbs.	#1D	#00
	25	NA	NA	NA	NA	0°/250°F	1-1/2"	.062 lbs.	#1A	#7
	26	NA	NA	NA	NA	0°/250°F	3"	.088 lbs.	#2	#20
	26a	NA	NA	NA	NA	0°/250°F	4"	.10 lbs.	#3	#27
	27	NA	NA	NA	NA	0°/250°F	2"	.088 lbs.	#2	#20
	27a	NA	NA	NA	NA	-20°/250°F	2"	.056 lbs.	#1	#15
	28	NA	NA	NA	NA	0°/250°F	3"	.094 lbs.	#3	#20
	29	NA	NA	NA	NA	0°/250°F	1-1/2"	.056 lbs.	#1A	#7
	30	NA	NA	NA	NA	0°/250°F	2"	.075 lbs.	#1	#15
	31	NA	NA	NA	NA	0°/250°F	1-1/2"	.038 lbs.	#1D	#00
	32	NA	NA	NA	NA	-20°/250°F	2"	.056 lbs.	#1	#15

Catalog Item Number	Belt Description	Color	Thickness	Covers	Approximate Horsepower @ 180° FPM	@ 180° Arc of Contact
LIGHT DUTY BELTING (Continued) / LEATHER						
33	Urethane 1200	Brown	1/8"	1/32" Urethane Skim x FS	NA	
36	Single Leather	Tan	Med - 5/32" Heavy - 3/16"	NA	Med - 1.8 Heavy - 2.1	
37	Double Leather	Tan	Light - 1/4" / Med - 5/32" Heavy - 3/8"	NA	Light - 2.6 / Med - 3.1 Heavy - 3.6	

LIGHT DUTY /LEATHER

PACKAGE HANDLING / TRANSMISSION / UTILITY BELTING

38	3 Ply 28 oz. Black FS x FS	Black	1/8"	FS x FS	NA	
39	3 Ply CN40 Tan (32 oz.) FS xFS	Tan	9/64"	FS x FS	NA	
40	4 Ply CN40 Tan (32 oz.) FS xFS	Tan	3/16"	FS x FS	NA	
41	5 Ply CN40 Tan (32 oz.) FS x FS	Tan	1/4"	FS x FS	NA	
42	4 Ply 35 oz. Tan FS x FS Hard Silver Duck	Tan	15/64"	FS x FS	NA	
43	5 Ply 35 oz. Tan FS xFS Hard Silver Duck	Tan	5/16"	FS x FS	NA	
44	6 Ply 35 oz. Tan FS x FS Hard Silver Duck	Tan	3/8"	FS x FS	NA	
45	8 Ply 35 oz. Tan FS x FS Hard silver Duck	Tan	1/2"	FS x FS	NA	
46	3 Ply Hot Stock and Water	White	9/64"	White Bare Duck x FS	NA	
46a	3 Ply Red Silicone-Covered Hot Stock and Water	Red	9/64"	Silicone Skim x FS	NA	
46b	4 Ply Red Silicone-Covered Hot Stock and Water	Red	3/16"	Silicone Skim x FS	NA	
46c	3 Ply CN40 HSW with 1/32" White Smooth Silicone x FS	White	5/32"	1/32" White Silicone x FS	NA	
47	4 Ply Hot Stock and Water	White	3/16"	White Bare Duck x FS	NA	
48	3 Ply 28 oz. Black 1/16" x FS	Black	7/32"	1/16" Smooth x FS	NA	
49	3 Ply 28 oz. Black 1/16" Pebbletop x FS	Black	7/32"	1/16" Pebbletop x FS	NA	
50	3 Ply Hot Stock and Water Black 1/18" Urethane x FS	Black	5/16"	1/8" Urethane x FS	NA	
51	2 Ply 220 Tan Bare x Bare	Tan	5/32"	Bare x Bare	NA	
52	2 Ply 150 Black 1/32" x Bare	Black	1/8"	1/32" x Bare	NA	
53	2 Ply 160 Black 1/8" x Bare MOR	Black	15/64"	1/8" x Bare	NA	
53a	4 Ply 180 Black 3/32" Smooth Nitrile Top x Bare	Black	1/4"	3/32" Smooth x Bare	NA	

PACKAGE HANDLING/ TRANSMISSION AND UTILITY BELTING

INCLINE BELTING

54	2 Ply 150 Black Roughtop x Bare	Black	9/32"	Roughtop x Bare	NA	
55	2 Ply 150 Tan Roughtop x Bare	Tan	9/32"	Roughtop x Bare	NA	
55a	2 Ply 2100 Gray Roughtop x Bare	Gray	5/16"	Roughtop x Bare	NA	
56	3 Ply 28 oz. Black Roughtop x FS	Black	5/16"	Roughtop x FS	NA	
57	4 Ply 28 oz. Black Roughtop x FS	Black	13/32"	Roughtop x FS	NA	
58	3 Ply CN40 Tan Rubber Roughtop x FS	Tan	5/16"	Roughtop x FS	NA	
59	3 Ply CN40 Tan Genuine Pure Gum Roughtop x FS	Tan	5/16"	Roughtop x FS	NA	
59a	2 Ply 160 Tan Pure Gum Roughtop x Bare	Tan	9/32"	Roughtop x Bare	NA	
59b	3 Ply 180 Tan Pure Gum Roghtop x Bare	Tan	5/16"	Roughtop x Bare	NA	
59c	4 Ply 240 Tan Pure Gum Roughtop x Bare	Tan	23/64"	Roughtop x Bare	NA	
60	3 Ply Poly 135 Brown Nitrile Roughtop x Bare	Brown	1/4"	Roughtop x FS	NA	
61	3 Ply Poly 135 Tan Carbox Nitrile Roughtop x FS	Tan	9/32"	Roughtop x FS	NA	
61a	3 Ply CN40 Blue Carbox Nitrile Roughtop x FS	Blue	9/32"	Roughtop x FS	NA	
62	3 Ply CN40 Black V-Ridge x FS	Black	5/16"	1/8" M-Shaped Ribs x FS	NA	
63	3 Ply CN40 Black Duralift x FS	Black	13/32"	1/4" Inverted V-Ribs x FS	NA	
64	3 Ply CN40 Black Steepgrade x FS	Black	5/16"	Oval-Shaped Nubs x FS	NA	
65	3 Ply CN40 Tan Genuine Pure Gum Steepgrade x FS	Tan	5/16"	Oval-Shaped Nubs x FS	NA	
66	3 Ply CN40 Black Ribflex x FS	Black	11/32"	Serrated Rectangle Ribs x FS	NA	
67	2 Ply 150 Black Wedgegrip x Bare	Black	9/32"	Diamond-Stepped Walls x Bare	NA	
67a	2 Ply 150 Tan Wedgegrip x Bare	Tan	9/32"	Diamond-Stepped Walls x Bare	NA	
67b	3 Ply 225 Tan Wedgegrip x Bare	Tan	5/16"	Diamond-Stepped Walls x Bare	NA	
68/86	PVC - 120 Black Roughtop x FS	Black	1/4"	PVC Roughtop x FS	NA	
69/87	PVC - 120 Green Supergrip Roughtop x FS	Green	9/32"	PVC Roughtop x FS	NA	
69a	PVC - 120 Black Crescent Top x FS	Black	1/4"	1/8" Crescent Shapes x FS	NA	
69b	PVC - 200 Black Crescent Top x FS	Black	5/16"	1/8" Crescent Shapes x FS	NA	
140a	3 Ply 330 1/8" x 1/16" Cleat-Top MOR	Black	3/8"	1/8" + Cleat-Top x 1/16"	NA	
144	2 Ply 150# 1/16" x Bare Mini Cleat-Top	Black	3/16"	1/16" + Mini Cleat-Top x Bare	NA	

See Page 22 For All Beltservice Chevron Cleated IN-STOCK Specifications (#140, #140a, #141, #142, and #144).

	Cat. Item No.	Temperature Range	Min. Pulley Diameter	Approximate Weight Pounds Per Inch Width	Working Tension Per Inch Width	Flexco Hinged	Alligator Staple	Clipper Lace	Alligator Lace
	33	0°/188°F	3"	.062 lbs.	120 lbs.	NA	NA	#1	#15
	36	NA	Med - 2-1/2" Heavy - 4"	.069 lbs.	NA	NA	NA	Med - #2 Heavy - #3	Med - #20 Heavy - #25
	37	NA	Light - 5" / Med - 7" Heavy - 11"	.119 lbs.	NA	NA	NA	Light - #4 1/2 Med - #6 / Heavy - #7	Light - #27 / Med - #45 Heavy - #55
	38	-40°/250°F	2-1/2"	.056 lbs.	90 lbs.	NA	#125	#1	#15
	39	-40°/250°F	2-1/2"	.062 lbs.	90 lbs.	NA	#125	#2	#15
	40	-40°/250°F	3"	.094 lbs.	120 lbs.	NA	#187	#3	#25
	41	-40°/250°F	6"	.137 lbs.	150 lbs.	#R5	#187	#4-1/2	#27
	42	-40°/250°F	6"	.113 lbs.	140 lbs.	#R5	#187	#4	#27
	43	-40°/250°F	8"	.156 lbs.	175 lbs.	#375 or #R5	#310	#5	#35
	44	-40°/250°F	10"	.181 lbs.	210 lbs.	#550 or #R5	NA	#6	#45
	45	-40°/250°F	16"	.213 lbs.	280 lbs.	#550 or #R5	NA	NR	#65
	46	-40°/250°F	2-1/2"	.056 lbs.	90 lbs.	NA	#125	#2	#15
	46a	-100°F/500°F Cover -40°/250°F Carcass	3"	.056 lbs.	90 lbs.	NR	#125	#2	#15
	46b	-100°F/500°F Cover -40°/250°F Carcass	4"	.081 lbs.	120 lbs.	NR	#187	#3	#25
	46c	-100°F/500°F Cover -40°/250°F Carcass	3"	.075 lbs.	90 lbs.	NR	3 Ply - #125 4 Ply - #187	#3	#25
	47	-40°/250°F	3"	.088 lbs.	120 lbs.	NA	#187	#3	#25
	48	-40°/250°F	4"	.106 lbs.	90 lbs.	#R5	#187	#4	#25
	49	-40°/250°F	4"	.10 lbs.	90 lbs.	#R5	#187	#4	#25
	50	0°/188°F	8"	.125 lbs.	90 lbs.	#R5	#310	#5	#35
	51	-25°/225°F	8"	.069 lbs.	220 lbs.	NA	#125	#1	#15
	52	-25°/225°F	6"	.069 lbs.	150 lbs.	NA	#125	#2	#15
	53	-25°/225°F	6"	.10 lbs.	160 lbs.	#375 or #R5	#187	#4-1/2	#27
	53a	0°/225°F	4"	.131 lbs.	180 lbs.	#375 or #R5	#187	#5	#25
	54	-40°/250°F	2"	.10 lbs.	150 lbs.	NA	#125	#1	#1
	55	-40°/250°F	2"	.10 lbs.	150 lbs.	NA	#125	#1	#1
	55a	-40°/250°F	6"	1.06 lbs.	210 lbs.	NA	#125	#2	#15
	56	-40°/250°F	2-1/2"	.199 lbs.	90 lbs.	NA	#125	#1	#7
	57	-40°/250°F	4"	.11 lbs.	112 lbs.	NA	#125	#1	#15
	58	-40°/250°F	2-1/2"	.10 lbs.	90 lbs.	NA	#125	#1	#7
	59	-40°/250°F	2"	.093 lbs.	90 lbs.	NA	#125	#1	#7
	59a	-40°/250°F	3"	.10 lbs.	160 lbs.	NA	#125	#1	#1
	59b	-40°/250°F	4"	.094 lbs.	180 lbs.	NA	#125	#2	#7
	59c	-40°/250°F	8"	.113 lbs.	240 lbs.	NA	#125	#2	#15
	60	0°/250°F	2"	.10 lbs.	135 lbs.	NA	#125	#1	#1
	61	0°/250°F	2"	.10 lbs.	135 lbs.	NA	#125	#1	#1
	61a	0°/250°F	2-1/2"	.113 lbs.	90 lbs.	NA	#125	#2	#15
	62	-40°/250°F	2-1/2"	.10 lbs.	90 lbs.	NA	#125	#1	#7
	63	-40°/250°F	3"	.125 lbs.	90 lbs.	NA	#125	#1	#7
	64	-40°/250°F	3"	.10 lbs.	90 lbs.	NA	#125	#1	#7
	65	-40°/250°F	2-1/2"	.119 lbs.	90 lbs.	NA	#125	#1	#7
	66	-40°/250°F	3"	.125 lbs.	90 lbs.	#125	NA	#1	#7
	67	-40°/250°F	3"	.106 lbs.	150 lbs.	#125	NA	#1	#1
	67a	-40°/250°F	3"	.081 lbs.	150 lbs.	#125	NA	#1	#1
	67b	-40°/250°F	4"	.125 lbs.	225 lbs.	#125	NA	#1	#7
	68/86	0°/180°F	2"	.09 lbs.	120 lbs.	#125	NA	#1	#7
	69/87	0°/180°F	3"	.075 lbs.	120 lbs.	#125	NA	#1	#7
	69a	0°/180°F	3"	.075 lbs.	120 lbs.	#125	NA	#1	#7
	69b	0°/180°F	4"	.113 lbs.	200 lbs.	#187	NA	#4	#27
	140a	On Application	Head - 18" Tail - 14"	.265 lbs.	330 lbs.	#190/550	NA	NA	NA
	144	On Application	6"	.125 lbs.	150 lbs.	NA	NA	#2	#15

See Page 22 For All Beltservice Chevron Cleated IN-STOCK Specifications (#140, #140a, #141, #142, and #144).

Catalog Item Number	Belt Description	Thickness	Covers	Temperature Range	
BLACK HEAVY DUTY BELTING					
70	2 Ply 150 1/32" x 1/32"	5/32"	1/32" x 1/32"	-25°/225°F	
70a	2 Ply 150 1/16" x 1/32"	3/16"	1/16" x 1/32"	-25°/225°F	
71	2 Ply 150 1/8" x 1/32"	1/4"	1/8" x 1/32"	-25°/225°F	
72	2 Ply 150 1/8" x 1/16"	9/32"	1/8" x 1/16"	-25°/225°F	
73	2 Ply 220 1/8" x 1/16"	5/16"	1/8" x 1/16"	-25°/225°F	
74	2 Ply 220 1/8" x 1/16" MOR-SC	5/16"	1/8" x 1/16"	-25°/225°F	
74a	2 Ply 220 1/8" x 1/16" MSHA/SC/MOR	5/16"	1/8" x 1/16"	-25°/225°F	
74b	2 Ply 220 1/16" x 1/16" MSHA/SC/SOR	7/32"	1/16" x 1/16"	-30°/185°F	
74c	2 Ply 220 5/32" x 3/32" MSHA-SBR	3/8"	5/32" x 3/32"	-25°/225°F	
75	2 Ply 220 3/16" x 1/16"	11/32"	3/16" x 1/16"	-25°/225°F	
75a	3 Ply 225 1/8" x Bare MOR	1/4"	1/8" x Bare	-25°/225°F	
75b	2 Ply 220 3/16" x 1/16" MOR-SC	11/32"	3/16" x 1/16"	-25°/225°F	
75c	3 Ply 225 1/16" x Bare	3/16"	1/16" x Bare	-25°/225°F	
76	3 Ply 330 3/64" x 3/64" MSHA/SC/MOR	9/32"	3/64" x 3/64"	-25°/225°F	
77	3 Ply 330 3/16" x 1/16"	13/32"	3/16" x 1/16"	-25°/225°F	
77a	3 Ply 330 3/16" x 1/16" MOR-SC	13/32"	3/16" x 1/16"	-25°/225°F	
77b	3 Ply 330 3/32" x Bare MOR	1/4"	3/32" x Bare	-25°/225°F	
77c	3 Ply 300 1/16" x Bare	7/32"	1/16" x Bare	-25°/225°F	
77d	3 Ply 330 3/16" x Bare	3/8"	3/16" x Bare	-25°/225°F	
77e	4 Ply 440 1/4" x Bare	1/2"	1/4" x Bare	-25°/225°F	
78	3 Ply 330 1/4" x 1/16"	15/32"	1/4" x 1/16"	-25°/225°F	
79	3 Ply 225 3/16" Tan Pure Gum x Bare	11/32"	3/16" x Bare	-40°/250°F	
80	4 Ply 440 1/4" x 1/16"	17/32"	1/4" x 1/16"	-25°/225°F	
80a	4 Ply 440 3/8" x 3/32"	11/16"	3/8" x 3/32"	-25°/225°F	
80b	3 Ply 600 1/4" x 1/16"	5/8"	1/4" x 1/16"	-25°/225°F	
80c	3 Ply 600 1/16" x 1/16" MSHA/SC/SOR	3/8"	1/16" x 1/16"	-40°/225°F	
81	2 Ply 220 3/16" x 1/16" Hot Asphalt SOR	3/8"	3/16" x 1/16"	10°/300°F	
81a	3 Ply 330 3/16" x 1/16" Hot Asphalt SOR	13/32"	3/16" x 1/16"	10°/300°F	
82	2 Ply 220 3/16" x 1/16" Heat Resistant 400°F	3/8"	3/16" x 1/16"	-20°/400°F	
83	3 Ply 330 1/4" x 1/16" Heat Resistant 400°F	15/32"	1/4" x 1/16"	-20°/400°F	
83a	3 Ply 225 1/8" x Bare Heat Resistant 400°F	1/4"	1/8" Top x Bare Bottom	-20°/400°F	
83b	4 Ply 440 1/4" x 1/16" Heat Resistant 400°F	17/32"	1/4" x 1/16"	-20°/400°F	
84	1/4" Skirtboard	1/4"	Smooth	-25°/225°F	
85	3/8" Skirtboard	3/8"	Smooth	-25°/225°F	
85a	1/2" Skirtboard	1/2"	Smooth	-25°/225°F	
85b	3/4" Skirtboard	3/4"	Smooth	-25°/225°F	
85c	1" Skirtboard	1"	Smooth	-25°/225°F	

BLACK HEAVY DUTY BELTING

SOLID WOVEN PVC BELTING

86/68	PVC - 120 Black Roughtop x FS	1/4"	RT x FS	0°/180°F	
87/69	PVC - 120 Green Supergrip Roughtop x FS	9/32"	RT x FS	0°/180°F	
88	PVC - 100 Black Chevron Top II x FS	15/64"	CT-2 x FS	0°/180°F	
90	PVC - 120 Black C x C	5/32"	C x C	0°/180°F	
91	PVC - 120 Black C x FS	9/64"	C x FS	0°/180°F	
92	PVC - 120 Black FS x FS	7/64"	FS x FS	0°/180°F	
93	PVC - 150 Black C x C	3/16"	C x C	0°/180°F	
94	PVC - 150 Black C x FS	5/32"	C x FS	0°/180°F	
95	PVC - 150 Black FS x FS	1/8"	FS x FS	0°/180°F	
96	PVC - 200 Black C x C	15/64"	C x C	0°/180°F	
97	PVC - 200 Black C x FS	13/64"	C x FS	0°/180°F	
98	PVC - 200 Black FS x FS	3/16"	FS x FS	0°/180°F	
99	PVC - 350 Black C x C	9/32"	C x C	0°/180°F	
100	PVC - 450 Black C x C	5/16"	C x C	0°/180°F	
101	PVC - 750 Black C x C	13/32"	C x C	0°/180°F	

SOLID WOVEN PVC BELTING

Cat. Item No.	Working Tension Per Inch Width	Min. Pulley Diameter Head - Tail	Approximate Weight Pounds Per Inch Width		Compound	Lacing/Fastener Recommendations						
						Flexco Plate/Rivet	Flexco Hinged	Alligator Staple	Clipper Lace	Alligator Lace		
70	150 lbs.	6"	6"	.088 lbs.	SBR	NA	NA	#125	#3	#20		
70a	150 lbs.	6"	6"	.119 lbs.	SBR	NA	NA	#125	#3	#25		
71	150 lbs.	12"	8"	.144 lbs.	SBR	#140	#375 or 550	#187	NA	NA		
72	150 lbs.	12"	8"	.156 lbs.	SBR	#140/R5	#375 or 550	NA	NA	NA		
73	220 lbs.	16"	10"	.15 lbs.	SBR	#140/R5	#375 or 550	NA	NA	NA		
74	220 lbs.	16"	10"	.156 lbs.	SBR/Nitrile	#140/R5	#375 or 550	NA	NA	NA		
74a	220 lbs.	16"	10"	.181 lbs.	SBR/Nitrile	#140/R5	#375 or 550	NA	NA	NA		
74b	220 lbs.	16"	10"	.109 lbs.	SBR/Nitrile	#140/R5	NA	NA	NA	NA		
74c	220 lbs.	16"	10"	.213 lbs.	SBR	#190/R5	#375 or 550	NA	NA	NA		
75	220 lbs.	16"	10"	.181 lbs.	SBR	#190/R5	#375 or 550	NA	NA	NA		
75a	225 lbs.	16"	10"	.156 lbs.	SBR/Nitrile	#140/R5	#375 or 550	NA	NA	NA		
75b	220 lbs.	16"	10"	.188 lbs.	SBR/Nitrile	#190/R5	#375 or 550	NA	NA	NA		
75c	225 lbs.	16"	10"	.119 lbs.	SBR/NATR	#140/R5	#375 or 550	NA	NA	NA		
76	330 lbs.	16"	10"	.125 lbs.	SBR/Nitrile	#140/R5	#375 or 550	NA	NA	NA		
77	330 lbs.	18"	12"	.213 lbs.	SBR	#190/R5-1/2	#375 or 550	NA	NA	NA		
77a	330 lbs.	18"	12"	.219 lbs.	SBR/Nitrile	#190/R5-1/2	#375 or 550	NA	NA	NA		
77b	330 lbs.	18"	12"	.15 lbs.	SBR/Nitrile	#140/R5	#375 or 550	NA	NA	NA		
77c	330 lbs.	18"	12"	.125 lbs.	SBR/NR	#140/R5	#375 or 550	NA	NA	NA		
77d	330 lbs.	18"	12"	.181 lbs.	SBR/NR	#190/R5-1/2	#550	NA	NA	NA		
77e	440 lbs.	20"	14"	.256 lbs.	SBR/NR	#190/R6	#550	NA	NA	NA		
78	330 lbs.	18"	12"	.219 lbs.	SBR	#190/R6	#550	NA	NA	NA		
79	225 lbs.	12"	8"	.163 lbs.	N/R	#140/R6	NA	#187	NA	NA		
80	440 lbs.	24"	16"	.269 lbs.	SBR	#190/R6	#550	NA	NA	NA		
80a	440 lbs.	24"	16"	.344 lbs.	SBR	#2E/R6	NA	NA	NA	NA		
80b	600 lbs.	24"	20"	.313 lbs.	SBR	#1-1/2/R6	#550	NA	NA	NA		
80c	600 lbs.	20"	18"	.20 lbs.	SBR/Nitrile	BR-10/R5	NA	NA	NA	NA		
81	220 lbs.	16"	10"	.213 lbs.	Nitrile	#190 / R5	#375 or 550	NA	NA	NA		
81a	330 lbs.	18"	12"	.20 lbs.	Nitrile	#190/R5-1/2	#375 or 550	NA	NA	NA		
82	220 lbs.	16"	10"	.194 lbs.	EPDM	#190/R5	#375 or 550	NA	NA	NA		
83	330 lbs.	18"	12"	.219 lbs.	EPDM	#190/R6	#550	NA	NA	NA		
83a	225 lbs.	16"	10"	.125 lbs.	EPDM	#140/R5	#375	NA	NA	NA		
83b	440 lbs.	24"	16"	.244 lbs.	EPDM	#190/R6	#550	NA	NA	NA		
84	NA	NA	NA	.144 lbs.	SBR	NA	NA	NA	NA	NA		
85	NA	NA	NA	.181 lbs.	SBR	NA	NA	NA	NA	NA		
85a	NA	NA	NA	.281 lbs.	SBR	NA	NA	NA	NA	NA		
85b	NA	NA	NA	.469 lbs.	SBR	NA	NA	NA	NA	NA		
85c	NA	NA	NA	.525 lbs.	SBR	NA	NA	NA	NA	NA		
Safe Work Load PIW		Min. Pulley Diameter		Max Bucket Projection								
Conveyor	Elevator-Allow/Prefer	Conveyor	Elevator	Grain	Industrial							
86/68	120 lbs.	NR / NR	2"	NR	.09 lbs.	NR	NR	NA	NA	#125	#1	#7
87/69	120 lbs.	NR / NR	3"	NR	.075 lbs.	NR	NR	NA	NA	#125	#1	#7
88	100 lbs.	NR / NR	2-1/2"	NR	.088 lbs.	NR	NR	NA	NA	#125	#1	#7
90	120 lbs.	NR / NR	2-1/2"	NR	.075 lbs.	NR	NR	NA	NA	#125	#2	#15
91	120 lbs.	NR / NR	2-1/2"	NR	.069 lbs.	NR	NR	NA	NA	#125	#2	#15
92	120 lbs.	NR / NR	2"	NR	.056 lbs.	NR	NR	NA	NA	#125	#1	#7
93	150 lbs.	NR / NR	3"	NR	.106 lbs.	NR	NR	NA	NA	#125	#3	#20
94	150 lbs.	NR / NR	3"	NR	.075 lbs.	NR	NR	NA	NA	#125	#2	#15
95	150 lbs.	NR / NR	3"	NR	.056 lbs.	NR	NR	NA	NA	#125	#1	#15
96	200 lbs.	200 lbs./185 lbs.	6"	8"	.119 lbs.	6"	6"	R5	#375	#187	#4-1/2	#27
97	200 lbs.	NR / NR	6"	NR	.106 lbs.	NR	NR	#310/R5	NA	NA	#4-1/2	#25
98	200 lbs.	NR / NR	6"	NR	.094 lbs.	NR	NR	R5	#550	NA	#4-1/2	#25
99	350 lbs.	350 lbs./280 lbs.	8"	12"	.163 lbs.	8"	7"	R5	#550	NA	#5	#35
100	450 lbs.	450 lbs./350 lbs.	10"	14"	.194 lbs.	9"	9"	R5	#550	NA	#6	#45
101	750 lbs.	750 lbs./500 lbs.	14"	18"	.225 lbs.	9"	10"	R6	#550	NA	#7	#55

	Catalog Item Number	International Designation	Belt Description	TOP COVER				BOTTOM COVER					
				MATERIAL	COLOR	THICKNESS	SURFACE	SHORE	MATERIAL	COLOR	THICKNESS	SURFACE	SHORE
THERMOPLASTIC FOOD HANDLING													
Horizontal Transport	102	E5/1 O/V2 White FDA USDA	1 Ply Poly CR28 White PVC C x B	PVC	White	.0156"	Smooth	80	Poly	White	N/A	Bare	N/A
	103B	E2/1 UO/U2 White FDA USDA	1 Ply Poly CR11 White PU C x B	PU	White	.0156"	Smooth	85	Poly	White	N/A	PU Imp	N/A
	103RCAS	E6/1 UO/U3 RCAS	1 Ply Poly CR35 White PU RC x B AS	PU	White	.0156"	RC	95	Poly	White	N/A	PU Imp	N/A
	105	EC9/2 O/V/O LTEX FDA	2 Ply Poly/Cotton 50 PVC B x B	Poly/Ctn	White	N/A	Bare	N/A	Poly/Ctn	White	N/A	Bare	N/A
	106	EC16/2 O/O HTEX FDA	2 Ply Poly/Cotton 90 B x B Pan-O-Matt	Poly/Ctn	White	N/A	Bare	N/A	Poly/Ctn	White	N/A	Bare	N/A
	107	E12/2 O/V5 White FDA USDA	2 Ply Poly CR67 White PVC C x B	PVC	White	.0156"	Smooth	80	Poly	White	N/A	Bare	N/A
	107ASQ	E12/2 O/V5 QW AS White FDA	2 Ply Poly CR67 White PVC C x B QW AS FDA	PVC	White	.0156"	Matte	82	Poly	White	N/A	Bare	N/A
	108B	E5/2 UO/U2 FDA USDA	2 Ply Poly CR28 White PU x PU Imp	PU	White	.0156"	Smooth	85	Poly	N/A	N/A	PU Imp	N/A
	108RCAS	E8/2 UO/U2 RC AS FDA USDA	2 Ply Poly CR57 White PU RC x B AS	PU	White	.02"	RC	85	Poly	White	N/A	PU Imp	N/A
	110	EF18/2 O/V10 FDA USDA	2 Ply Poly 100 PVC 3/64" x B	PVC	White	.04"	Gloss	80	Poly	White	N/A	Bare	N/A
	113D	E17/1 UO/U10 AS FDA	1 Ply Poly CR95 Green PU C x FI AS FDA	PU	Green	.0156"	Gloss	92	Poly	Green	N/A	PU Imp	N/A
	117	E27/3 O/V30 FDA USDA	3 Ply Poly CR150 PVC C x B	PVC	White	.0625"	Smooth	80	Poly	White	N/A	Bare	N/A
2B11	E20/2 O/V/U15 AS FDA USDA	2 Ply Poly 114 Clear PU x B AS FDA	PU	Clear	.0625"	Smooth	92	Poly	White	N/A	PU Imp	N/A	
Accumulation	104	E12/2 O/V/O FDA	2 Ply Poly CR67 PVC B x B	Poly	White	N/A	Bare	N/A	Poly	White	N/A	Bare	N/A
	104AS	E8/2 UO/UO AS FDA	2 Ply Poly CR45 PU AS B x B AS	Poly	White	N/A	Bare	N/A	Poly	White	N/A	Bare	N/A
	104B	E11/13 QW/VO PVC AS	3 Ply Poly CR65 Black PVC B x B QW AS	PU Imp	Black	N/A	Low Friction	N/A	Poly	N/A	N/A	Bare	N/A
Profiled Cover Incline/Decline	109	E12/2 O/V5 IP FDA USDA	2 Ply Poly CR67 IP x B	PVC	White	.0625"	IP	80	Poly	White	N/A	Bare	N/A
	118W	E12/2 O/V20 LG AS	2 Ply Poly CR67 PVC LG x B	PVC	White	.0625"	LG	50	Poly	White	N/A	Bare	N/A
THERMOPLASTIC GENERAL CONVEYING													
Horizontal Transport	107ASB	E12/2 O/V5 AS Black	2 Ply Poly CR67 Black PVC C x B AS	PVC	Black	.0156"	Matte	85	PU Imp	Natural	N/A	Bare	N/A
	111A	E11/2 O/V5 AS	2 Ply Poly CR62 Green PVC C x B AS	PVC	Green	.0156"	Smooth	82	Poly	White	N/A	Bare	N/A
	112	E8/2 O/V5 AS FDA	2 Ply Poly CR45 PVC 1/64" x B AS	PVC	Black	.0156"	Matte	80	Poly	White	N/A	Bare	N/A
	113	E11/2 UO/U2 HC AS	2 Ply Poly CR62 Dark Green PU C x B AS	PU	Green	.0156"	Smooth	95	Poly	White	N/A	Bare	N/A
	113D	E17/1 UO/U10 AS FDA	1 Ply Poly CR95 Green PU C x FI AS FDA	PU	Green	.0156"	Gloss	92	Poly	Green	N/A	Pu Imp	N/A
	114	E13/2 O/V10 AS	2 Ply Poly 75 Black PVC C x B	PVC	Black	.0156"	Matte	80	Poly	White	N/A	Bare	N/A
	115	E12/2 V5IP/V5	2 Ply Poly 67 Light Green PVC C x IP	PVC	Green	.0156"	Smooth	82	Poly	Green	.0468"	IP	82
	2B11	E20/2 O/V/U15 AS FDA USDA	2 Ply Poly 114 Clear PU x B AS FDA	PU	Clear	.0625"	Smooth	92	Poly	White	N/A	PU Imp	N/A
	2B12	E21/M UO/U4 Red	IWP 120 3/32" Red Urethane	PU	Red	.078"	Smooth	90	Poly	Red	N/A	Friction	N/A
Accumulation	104	E12/2 O/V/O FDA	2 Ply Poly CR67 PVC Bare x Bare	Poly	White	N/A	Bare	N/A	Poly	White	N/A	Bare	N/A
	104AS	E8/2 UO/UO AS FDA	2 Ply Poly CR45 PU AS B x B AS	Poly	White	N/A	Bare	N/A	Poly	White	N/A	Bare	N/A
	104B	E11/13 QW/VO PVC AS	3 Ply Poly CR65 Black PVC B x B QW AS	PU Imp	Black	N/A	Low Friction	N/A	Poly	N/A	N/A	Bare	N/A
Profiled Cover Incline/Decline	116	E11/2 O/V40 RT	2 Ply Poly CR62 PVC 5/32" RT x B	PVC	Green	.1969"	RT	55	Poly	Gray	N/A	Bare	N/A
	116A	E18/2 O/V20 ST	2 Ply Poly 100 Blue PVC ST x B	PVC	Blue	.0781"	Smooth	50	Poly	White	N/A	Bare	N/A
	116B	E25/3 O/V20 ST AS	3 Ply Poly CR140 Gray ST x B AS	PVC	Gray	.078"	Smooth	50	Poly	White	N/A	Bare	N/A
	118	E12/2 O/V20 LG AS	2 Ply Poly CR67 PVC LG x B AS	PVC	Gray	.0625"	LG	50	Poly	Gray	N/A	Bare	N/A
THERMOPLASTIC RUBBER / MONFILAMENT BELTS													
Hybrid Rubber "High Performance Belts"	135	E24/3 O/N36 RT NM ORB Black	3 Ply CR135 BRT x B AS SFMB	OSM	Black	.125"	RT	65-70	Poly	N/A	N/A	Bare	N/A
	136	E24/3 O/N36 ST NM ORB Black	3 Ply CR135 BST x B AS SFMB	OSM	Black	.125"	Smooth	65-70	Poly	N/A	N/A	Bare	N/A
	137	E24/3 O/N36 ST NM ORG Gray	3 Ply CR135 GST x B AS SFMB	OSM	Gray	.125"	Smooth	65-70	Poly	N/A	N/A	Bare	N/A
THERMOPLASTIC SPECIALTY BELTS													
Power Turn	2B7	E10/2 UO/SI2 AS FDA	2 Ply Poly CR57 White SI x B AS FDA	SI	White	.02"	Smooth	40	Poly	N/A	N/A	Bare	N/A
	2B8	E8/2 O/SI2 HT AS FDA	2 Ply Poly CR45 SI x B HT AS FDA	SI	White	.01"	Smooth	40	Poly	White	N/A	Bare	N/A
	104B	E11/13 QW/VO PVC AS	3 Ply Poly CR65 Black PVC B x B QW AS	PU Imp	Black	N/A	Low Friction	N/A	Poly	N/A	N/A	Bare	N/A
	117A	E17/3 O/V6 HCR PVCW	3 Ply Poly HCR 100 White PVC x B	PVC	White	.03"	Matte	85	Poly	White	N/A	Bare	N/A
	-	E6/1 UO/SI3 AS FDA	1 Ply Poly CR34 SI x PU Skim Coat AS	SI	White	.012"	Smooth	N/A	PU Imp	Clear	N/A	Bare	N/A
	-	E13/2 UO/U2 FDA	2 Ply Poly HCR 75 White PU x B FDA	PU	White	.02"	Gloss	95	Poly	White	N/A	PU Imp	N/A
	130	EM1/3 UO/U5 White	1 Ply Poly 17 White PU x B	PU	White	.0156"	Smooth	85	Poly	White	N/A	Bare	N/A
	131	EM2/16/UO/V5 Green	2 Ply Poly 90 Green PVC x B	PVC	Green	.0156"	Smooth	75	Poly	Silver	N/A	Bare	N/A
	132	EM2/10 UO/U5 White	2 Ply Poly 57 White PU x B	PU	White	.0156"	Smooth	85	Poly	White	N/A	Bare	N/A
	133	EM17/2/V5/VO BIP	2 Ply Poly 100 Black IP x B AS	PVC	Black	.031"	IP	75	Poly	Silver	N/A	Bare	N/A
134	E15/2 V/O	2 Ply Poly 85 Black PVC x B AS	PVC	Black	.094"	Smooth	A	Poly	Tan	N/A	Untreated	N/A	

	FABRICS			Anti-static	Belt Thickness (in.)	Belt Weight (PIW)	Material Between Piles	Working Temperature (Fahrenheit)	Tensile Strength	Allowable Working Tension	Pulley Diameter		Joining				Belt Support			Coefficient of Friction		
	No. Piles	Warp	Weft								Finger Splice	Step Splice	Mech. Splice	Spiral Splice	Slider Bed	Flat Roller	Trough Bed	Steel	Wood	Plastic		
	1	Multi	Mono	N	0.04	0.021	N/A	10°/180°	280 lbs./in.	28 lbs./in.	1-1/8"	1-3/16"	Y	N	Y	N	Y	Y	N	0.15	N/A	N/A
	1	Multi	Mono	N	0.03	0.014	N/A	-22°/230°	110 lbs./in.	11 lbs./in.	3/8"	3/4"	Y	N	Y	N	Y	Y	N	0.2	0.3	0.25
	1	Multi	Mono	Y	0.0625	0.06	N/A	10°/212°	350 lbs./in.	35 lbs./in.	3/16"	nb 9/16"	Y	N	Y	N	Y	N	N	0.2	N/A	N/A
	2	Poly	Cotton	N	0.059	0.033	PVC	-4°/180°	500 lbs./in.	50 lbs./in.	1/2"	1/2"	Y	Y	Y	Y	Y	N	Y	0.2	N/A	N/A
	2	Poly	Cotton	N	0.102	0.052	PVC	10°/180°	900 lbs./in.	90 lbs./in.	2-3/8"	2-3/8"	Y	Y	Y	Y	Y	N	Y	0.20	N/A	N/A
	2	Multi	Mono	N	0.078	0.027	PVC	10°/180°	670 lbs./in.	67 lbs./in.	2"	2-1/2"	Y	Y	Y	Y	Y	N	N	0.15	N/A	N/A
	2	Multi	Mono	Y	0.074	0.027	PVC	-4°/176°	670 lbs./in.	67 lbs./in.	1-1/2"	2-1/2"	Y	Y	Y	Y	Y	Y	N	0.22	0.2	0.19
	2	Multi	Mono	N	0.05	0.023	PU	-22°/212°	280 lbs./in.	28 lbs./in.	1/2"	3/4"	Y	Y	Y	Y	Y	N	N	0.2	0.3	0.25
	2	Multi	Mono	Y	0.05	0.025	PU	10°/212°	570 lbs./in.	57 lbs./in.	5/8"	nb 1"	Y	Y	Y	Y	Y	N	N	0.2	N/A	N/A
	2	Multi	Multi	N	0.125	0.056	PVC	10°/180°	1000 lbs./in.	100 lbs./in.	3-1/2"	5"	Y	Y	Y	Y	Y	N	Y	0.15	N/A	N/A
	1	Multi	Mono	Y	0.083	0.04	PU	-20°/212°	950 lbs./in.	95 lbs./in.	1-1/4"	2-1/2"	Y	N	Y	Y	Y	Y	N	0.2	N/A	N/A
	3	Multi	Mono	N	0.156	0.088	PVC	10°/180°	228 lbs./in.	150 lbs./in.	7"	8"	Y	Y	Y	Y	Y	N	N	0.15	N/A	N/A
	2	Multi	Multi	Y	0.146	0.073	PVC	-20°/212°	114 lbs./in.	57 lbs./in.	4"	6"	Y	Y	Y	Y	Y	N	N	30	N/A	N/A
	2	Multi	Mono	N	0.0625	0.02	PVC	10°/180°	670 lbs./in.	67 lbs./in.	2"	2"	Y	Y	Y	Y	Y	N	N	0.15	N/A	N/A
	2	Multi	Mono	Y	0.059	0.024	PU	-30°/212°	450 lbs./in.	45 lbs./in.	3/8"	3/8"	Y	Y	Y	Y	Y	N	N	0.16	N/A	N/A
	3	Multi	Mono	Y	0.098	0.041	PVC	5°/194°	148 lbs./in.	65 lbs./in.	2-3/8"	3-1/8"	Y	Y	Y	Y	Y	Y	N	0.2	N/A	N/A
	2	Multi	Mono	N	0.083	0.04	PVC	10°/180°	670 lbs./in.	67 lbs./in.	2"	2-3/8"	Y	Y	Y	Y	Y	N	N	0.15	N/A	N/A
	2	Multi	Mono	N	0.118	0.059	PVC	14°/178°	670 lbs./in.	67 lbs./in.	2"	3"	Y	Y	Y	Y	Y	N	N	0.22	0.2	0.19
	2	Multi	Mono	Y	0.074	0.027	PVC	-4°/180°	670 lbs./in.	67 lbs./in.	1-3/4"	2-1/2"	Y	Y	Y	Y	Y	N	N	0.22	0.2	0.19
	2	Multi	Mono	Y	0.078	0.04	PVC	10°/180°	620 lbs./in.	62 lbs./in.	1-1/4"	2-1/2"	Y	Y	Y	Y	Y	N	N	0.22	0.2	0.19
	2	Multi	Mono	Y	0.075	0.038	PVC	10°/180°	450 lbs./in.	45 lbs./in.	1"	2"	Y	Y	Y	Y	Y	N	N	0.2	N/A	N/A
	2	Multi	Mono	Y	0.03	0.025	PU	10°/212°	620 lbs./in.	62 lbs./in.	1-1/4"	2-1/2"	Y	Y	Y	Y	Y	N	N	0.2	N/A	N/A
	1	Multi	Mono	Y	0.083	0.04	PU	-20°/212°	950 lbs./in.	95 lbs./in.	1-1/4"	2-1/2"	Y	N	Y	Y	Y	Y	N	0.2	N/A	N/A
	2	Multi	Multi	N	0.125	0.056	PVC	-20°/180°	750 lbs./in.	75 lbs./in.	2-1/2"	5"	Y	Y	Y	Y	Y	N	Y	0.15	N/A	N/A
	2	Multi	Mono	N	0.094	0.048	PVC	10°/180°	670 lbs./in.	67 lbs./in.	2-3/8"	2-3/8"	Y	Y	Y	Y	N	Y	Y	N/A	N/A	N/A
	2	Multi	Mono	Y	0.146	0.073	PVC	-20°/212°	114 lbs./in.	57 lbs./in.	4"	6"	Y	Y	Y	N	Y	N	N	30	N/A	N/A
	1	Poly	Poly	N	0.180	0.133	N/A	20°/180°	1200 lbs./in.	120 lbs./in.	3"	6"	Y	N	Y	N	Y	Y	Y	.40	N/A	N/A
	2	Multi	Mono	N	0.059	0.037	PVC	10°/180°	728 lbs./in.	68 lbs./in.	2"	2"	Y	Y	Y	Y	Y	Y	N	0.15	N/A	N/A
	2	Multi	Mono	Y	0.059	0.024	PU	-30°/212°	450 lbs./in.	45 lbs./in.	3/8"	3/8"	Y	Y	Y	Y	Y	N	N	0.16	N/A	N/A
	3	Multi	Mono	Y	0.098	0.041	PVC	5°/194°	148 lbs./in.	65 lbs./in.	2-3/8"	3-1/8"	Y	Y	Y	Y	Y	Y	N	0.2	N/A	N/A
	2	Multi	Mono	N	0.2	0.068	PVC	10°/180°	620 lbs./in.	62 lbs./in.	2"	3"	Y	Y	Y	Y	Y	N	N	0.22	0.2	0.19
	2	Multi	Mono	N	0.125	0.072	PVC	10°/180°	1000 lbs./in.	100 lbs./in.	2"	3"	Y	Y	Y	Y	Y	N	N	0.15	N/A	N/A
	3	Multi	Mono	Y	0.2	0.098	PVC	10°/180°	205 lbs./in.	140 lbs./in.	4"	6"	Y	Y	Y	Y	Y	N	N	0.23	0.22	0.2
	2	Multi	Mono	Y	0.118	0.059	PVC	14°/178°	670 lbs./in.	67 lbs./in.	2"	3"	Y	Y	Y	Y	Y	N	N	0.22	0.2	0.19
	3	Multi	Mono	Y	.26	0.145	OSM	20°/180°	168 lbs./in.	135 lbs./in.	4"	6"	N	Y	Y	Y	Y	Y	N	0.3	N/A	N/A
	3	Multi	Mono	Y	.26	0.145	OSM	20°/180°	168 lbs./in.	135 lbs./in.	4"	6"	N	Y	Y	Y	Y	Y	N	0.3	N/A	N/A
	3	Multi	Mono	Y	.26	0.145	OSM	20°/180°	168 lbs./in.	135 lbs./in.	4"	6"	N	Y	Y	Y	Y	Y	Y	0.3	N/A	N/A
	2	Multi	Mono	Y	0.07	0.031	PVC	-20°/180°	91 lbs./in.	67 lbs./in.	2-3/8"	2-3/8"	Y	Y	Y	Y	Y	N	N	0.2	N/A	N/A
	2	Multi	Mono	Y	0.072	0.039	SI	-65°/350°	91 lbs./in.	45 lbs./in.	2"	1"	Y	Y	Y	Y	Y	Y	N	0.2	N/A	N/A
	3	Multi	Mono	Y	0.098	0.041	PVC	5°/194°	148 lbs./in.	65 lbs./in.	2-3/8"	3-1/8"	Y	Y	Y	Y	Y	Y	N	0.2	N/A	N/A
	3	Multi	Poly	Y	0.142	0.066	PVC	10°/180°	1000 lbs./in.	100 lbs./in.	3-1/8"	4-3/4"	Y	Y	Y	Y	Y	N	N	0.2	N/A	N/A
	1	Multi	Mono	Y	0.031	0.013	PU	-20°/180°	45 lbs./in.	34 lbs./in.	1/4"	1/2"	Y	N	Y	Y	Y	N	N	0.2	N/A	N/A
	2	Multi	Mono	Y	0.063	0.083	PU	10°/180°	108 lbs./in.	75 lbs./in.	2"	4"	Y	Y	Y	Y	Y	Y	N	0.3	N/A	N/A
	1	Multi	Multi	N	0.04	0.014	N/A	10°/180°	340 lbs./in.	17 lbs./in.	3/8"	3/8"	Y	N	Y	Y	Y	N	Y	0.2	N/A	N/A
	2	Multi	Multi	N	0.125	0.04	PVC	10°/180°	114 lbs./in.	91 lbs./in.	2"	2-3/8"	Y	Y	Y	Y	Y	N	Y	0.2	N/A	N/A
	2	Multi	Multi	N	0.0625	0.023	PU	10°/180°	570 lbs./in.	57 lbs./in.	3/4"	1-9/16"	Y	Y	Y	Y	Y	N	Y	0.25	N/A	N/A
	2	Multi	Multi	Y	0.115	0.066	PVC	10°/180°	1000 lbs./in.	100 lbs./in.	1-1/2"	3"	Y	Y	Y	Y	Y	N	Y	0.2	N/A	N/A
	2	Multi	Mono	Y	0.157	0.012	PVC	5°/194°	137 lbs./in.	86 lbs./in.	1"	1"	Y	Y	Y	Y	Y	Y	N	0.22	0.2	0.19

Catalog Item Number	Belt Description	Color	Thickness	Covers	Temperature Range	
FLAT POWER TRANSMISSION, MACHINE TAPES & FOLDER GLUER BELTS						
FLAT POWER TRANSMISSION, MACHINE TAPES & FOLDER BELTS	120	Woven Nylon NBR Cover x Bare	Green	.027"	NBR, Top	NA
	121	Woven Nylon NBR Cover x Bare	Green	.047"	NBR, Top	NA
	122	Woven Nylon NBR Cover x Bare	Green	.078"	NBR, Top	NA
	125	Nylon Core NBR Covers Both Sides	Gray	.062"	NBR/NBR	NA
	126	Nylon Core NBR Covers Both Sides	Gray	.09"	NBR/NBR	NA
	127	Nylon Core NBR Covers Both Sides	Gray	.122"	NBR/NBR	NA
	128	FG 40 Box Folder Belt	Green	4 mm/.157"	NBR/NBR	NA
	128A	FG 30 Box Folder Belt	Green	3 mm/.118"	NBR/NBR	NA
	129	FG 60 Box Folder belt	Green	5.5 mm/.22"	NBR/NBR	NA

CHEMICAL RESISTANCE

Common Name	ASTM Designation	General Properties	Names of Beltservice Belts of These Types
EPDM	EPDM	Excellent weather, ozone and UV resistance; excellent resistance to ketone solvents; superior heat resistance when peroxide cured.	High heat resistant 2 Ply 220, 3 Ply 330, and 4 Ply 440
Butyl	IIR	Excellent weathering resistance; low permeability to gases; good resistance to ozone and aging; low tensile strength and resilience.	White Butyl
Natural Rubber	NR	Excellent physical properties; good resistance to cutting, gouging and abrasion; low heat, ozone and oil resistance.	Pure Gum Roughtop and Steepgrade
Neoprene	CR	Excellent ozone, heat and weathering resistance; good oil resistance; excellent flame resistance.	Compound not currently used in belting industry.
Nitrile/Buna-N	NBR	Excellent resistance to vegetable, animal and petroleum oils; poor low-temperature resistance.	White nitrile food belts; black nitrile light duty; SOR Hot Asphalt.
PVC	[none]	Excellent resistance against acids and chemicals. Weathers well. Limited high and low temperature capability. Obtains other physicals only in combination with polyester carcass.	All white and black PVC conveyor and elevator belts; monofilament thermoplastic.
Silicone	VMQ	Excellent release characteristics. Resistance to most vegetable oils. Silicone can handle high heat.	3 Ply Hot Stock and Water with silicone top cover; 2 Ply monofilament
SBR	SBR	Good physical properties; excellent abrasion resistance; not oil, ozone, or weather resistant.	Standard RMA-II H.D. conveyor; all transmission; most incline; skirtboard
Teflon	AFMV	Excellent chemical resistance. Excellent high and low temperature properties.	White polyester teflon
Urethane	PU	Exceptional abrasion, cut and tear resistance; high modulus and hardness.	Urethane #1200; 3 Ply 1/8" Urethane x FS; Ure-clad

COMPOUND PROPERTIES

Common Name	Abrasion Resistance	Chemical Resistance	Cold Resistance	Heat Resistance	Ozone Sunlight Resistance	Petroleum Oil Resistance	Solvent Resistance	Vegetable Oil-Animal Fat Resist.	Weather Resistance
Butyl	F	E	G	E	E	NR	F-G	F	E
EPDM	F-G	E	G	E	E	NR	F-G	NR	E
Natural Rubber	E	G	E	F	NR	NR	NR	NR	F
Neoprene	G-E	G	G	G	VG	G	NR	G	E
Nitrile/Buna-N	G	G	G-F	G	F	G-E	F	E	F
PVC	G	G	F	F	G	F	F	G	G
SBR	E	G	VG	F-G	F-G	NR	NR	NR	F
Teflon	NR	E	E	E	E	E	E	E	E
Urethane	E	F	F	F	VG	F	NR	F	E
Key:	E = Excellent	VG = Very Good	G = Good	F = Fair	NR = Not Recommended				

Catalog Item Number	Working Tension Per Inch Width	Min. Pulley Diameter	Approximate Weight Pounds Per Inch Width	Coefficient of Friction	Antistatic	Elongation @1%	Temp-Resistance (Fahrenheit)	Splice/Lace	Clipper Lace
120	NA	1/2"	.012 lbs.	.3 – .3	Yes	12 lbs.	0/215°F	Endless	NA
121	NA	5/8"	.018 lbs.	.3 – .4	Yes	17 lbs.	0/215°F	UCM 36S x P	NA
122	NA	1"	.04 lbs.	.3 – .4	Yes	20 lbs.	0/215°F	25 P	NA
125	NA	1"	.027 lbs.	.6 – .6	Yes	28.5 lbs.	0/215°F	Endless	NA
126	NA	1-3/4"	.052 lbs.	.7 – .7	Yes	42.8 lbs.	0/215°F	Endless	NA
127	NA	3"	.063 lbs.	.7 – .7	Yes	85.6 lbs.	0/215°F	Endless	NA
128	NA	1-1/4"	.058 lbs.	.6 – .6	Yes	28.5 lbs.	0/215°F	Endless	NA
128A	NA	1-5/8"	.078 lbs.	.6 – .6	Yes	28.5 lbs.	0/215°F	Endless	NA
129	NA	1-7/8"	.107 lbs.	.6 – .6	Yes	42.8 lbs.	0/215°F	Endless	NA

CONVEYOR BELTING TROUBLE SHOOTING

Below are some conveyor belt problems, and some of their causes and solutions. Beltservice handles many questions regarding belting problems on a daily basis. If you are having a problem, give us a call, and we'll be happy to help.

Vulcanized splice delamination or failure

1. Pulley too small — check recommended minimum for belt
2. Belt running wrong direction — check for manufacturer's arrow or make sure leading edge of splice contacts pulley first
3. Reverse bend — use thinner belt
4. Too much tension for belt — use heavier construction

Belt does not track properly

1. Pulleys and/or idlers NOT squared
2. New belt not "run in" long enough
3. Uneven loading — load off center
4. Structure not square
5. Lacing or splice not square
6. Bow in belt

Cleats cracking at base

1. Pulleys too small

Cleat delamination

1. Pulleys too small — check minimums for cleat type
2. Return idlers hitting cleats
3. Material conveyed affecting bond (oils, acids, etc.)
4. Product overload
5. Poor tracking — cleat edges repeatedly hitting conveyor frame

Flange delamination or cracking

1. Pulley is too small — check minimum for flange height. Sipe, sipe and drill, or notch for small pulleys.

V-guide delamination or cracking

1. Pulley too small — notch for small pulleys
2. Severe misalignment
3. Wrong size cross section for pulley groove

Fastener pullout

1. Wrong size fastener
2. Fastener not installed properly
3. Obstruction touching splice area
4. Poor tracking — splice hitting conveyor frame

Severe edge wear

1. Pulleys, idlers or structure not square
2. Worn pulley lagging
3. Offset loading conditions
4. Load off center

Excessive belt stretch

1. Too much tension for belt being used — go to a stronger belt
2. Insufficient take-up
3. Overtightening of take-up

Excessive belt slip

1. Tighten take-up or pulley
2. Lag or replace worn lagging
3. Pulleys too small — not enough wrap — use lighter belt or larger pulley
4. Material spillage — lag pulleys and/or install cleaning devices

Elevator bolt pull-out

1. Bolt not tight — tighten monthly
2. Bucket hung up in boot
3. Belt tension too low causing elongation of holes
4. Adverse conditions — heat, oil, acids

HOW TO TRACK OR TRAIN A BELT

Before installing belt: ALL pulleys, snubs, idlers and structure must be square for proper belt alignment. All foreign material should be removed from pulleys and idlers. Replace lagging if needed.

Install belt: Operate under tension for a minimum of two (2) hours before making adjustments (Unless there is a severe problem). This will allow temporary mal-distribution of tension in belt to even itself out.

Adjust idlers only: Pulleys and snubs have very little positive effect in training. (Unless the problem is obvious.)

Train by knocking ahead (2° max) the end of the idler to which the belt rides. This should be done over a reasonable length of the conveyor preceding the problem area.

If the above method does not solve your problem — contact factory for further technical information.

VISIT US ONLINE @
WWW.BELTSERVICE.COM

Beltservice Corporation's website includes helpful information on the full range of products and services we offer, not to mention page after page of detailed illustrations, tables, and photographs including a Beltwall project gallery and an online form for emailing project specifications. There is also a regularly updated news release section where visitors can catch up on the latest developments in products, services, our seven branch locations, and much, much more. For fast access to the information you need, check out www.beltservice.com!

FIELD SALES TERRITORIES



- **7 Branches**
- **23 Direct Salespeople**

ATTENTION!

Beltservice now offers distributors Customized Sales Presentations, covering all products and services. To request, call **1-800-727-2358**.



strength, speed, efficiency.

For more information on individual belting styles and applications:

ASK ABOUT
BELTSERVICE'S
AVAILABLE
LITERATURE



CALL TOLL FREE:
1-800-727-2358
Ext. **3090**

Beltservice

LOCATIONS



St. Louis Headquarters

4143 Rider Trail North • Earth City, MO 63045
 (314) 344-8500 • Fax: (314) 344-8511 • **(800) 727-2358**
www.beltservice.com • E-Mail: sales@beltservice.com



Philadelphia Branch

3360 Marshall Lane • Bensalem, PA 19020
 (215) 638-2666 • Fax: (215) 638-7167
(800) 777-1314



Charlotte Branch

9540 Julian Clark Avenue • Huntersville, NC 28078
 (704) 949-2100 • Fax: (704) 949-2104
(800) 849-2358



Beltservice Canada Co.

2333 Millrace Court, Unit 5 • Mississauga, Ontario L5N1W2
 (905) 565-9217 • Fax: (905) 565-9224
(877) 210-7423



Portland Branch

13327 N. Woodrush Way • Portland, OR 97203
 (503) 286-9965 • Fax: (503) 285-5380
(800) 347-9251



Sacramento Branch

1424 W. North Market Blvd., Suite #10 • Sacramento, CA 95834
 (916) 419-7191 • Fax: (916) 419-0173
(800) 289-2358



Beltservice de Mexico

Gustavo Baz 305, Colonia La Loma
 Tlalneponitla, Edo. de Mexico • C.P. 54060 Mexico
 (5) 5362-0434 • Fax: (5) 5362-0261